City of Decatur, Illinois
2018
Annual Budget
Approved by the
Decatur City Council

Tim Gleason
City Manager

Gregg D. Zientara
City Treasurer & Director of Finance

Council Meeting
December 4, 2017

Budget Publication Date: ***November 17, 2017***

City of Decatur, Illinois
2018
Budget
Table of Contents

Page	Schedule	Fund Number
4	City Organization Chart	
5	City Fund Summary	
7	General Fund Summary	10
9	Staffing Headcount	
	Fund Statement of Activity	
11	General Fund	10
39	Economic Development	12
40	Home Programs	17
41	Community Development Block Grant (CDBG)	18
43	TIF Olde Towne	19
44	TIF Southeast Plaza	20
45	TIF Wabash Crossing	21
46	Decatur Urban Area Transit Study (DUATS)	22
47	TIF Eastgate	23
48	TIF Southside	24
49	Police Drug Enforcement	25
50	Police DUI Fines & Fees	26
51	Police Lab & Programs	27
52	TIF Pines Shopping	28
53	TIF Grand & Oakland	29
54	Radio Communications	30
55	Fire Special Programs & Cadets	31
56	Fire Grant Funding	32
57	Police Capital	33
58	Building Fund	34
59	Decatur Public Library	35
62	City Municipal Band	36
63	Police Justice Administrative Grants	39
64	Public Education & Government (PEG)	40
65	Local Motor Fuel Tax	42
66	2010 Bond Project Construction	43
67	Capital Projects	45
68	Motor Fuel Tax	46
69	Major Moves	47
70	Fire Capital	49
71	Debt Service	50
74	Library Capital	58
75	City of Decatur Library Trust	59
76	Fleet Maintenance	60

City of Decatur, Illinois
2018
Budget
Table of Contents

Page	Schedule	Fund Number
78	Equipment Replacement	61
79	Risk Management	64
81	Benefit Insurance	65
82	Management Information Service Operations	67
83	Mass Transit Operations	70
88	Fiber OpticsFund	77
89	Public Works Storm Water Fund	78
90	Public Works Sewer Fund	79
92	Public Works Water Utility	80
102	Public Works Water Capital	81
104	DCDF	82
105	Neighborhood Improvements	83
106	Community Revitalization	84
107	Grants	85
108	Public Works Water Debt Service	86
109	Recycling Program Operations	88
110	Public Works Water Construction Bond	89
111	Firefighter Pension	90
112	Police Pension	91

City of Decatur, Illinois
Organization Chart

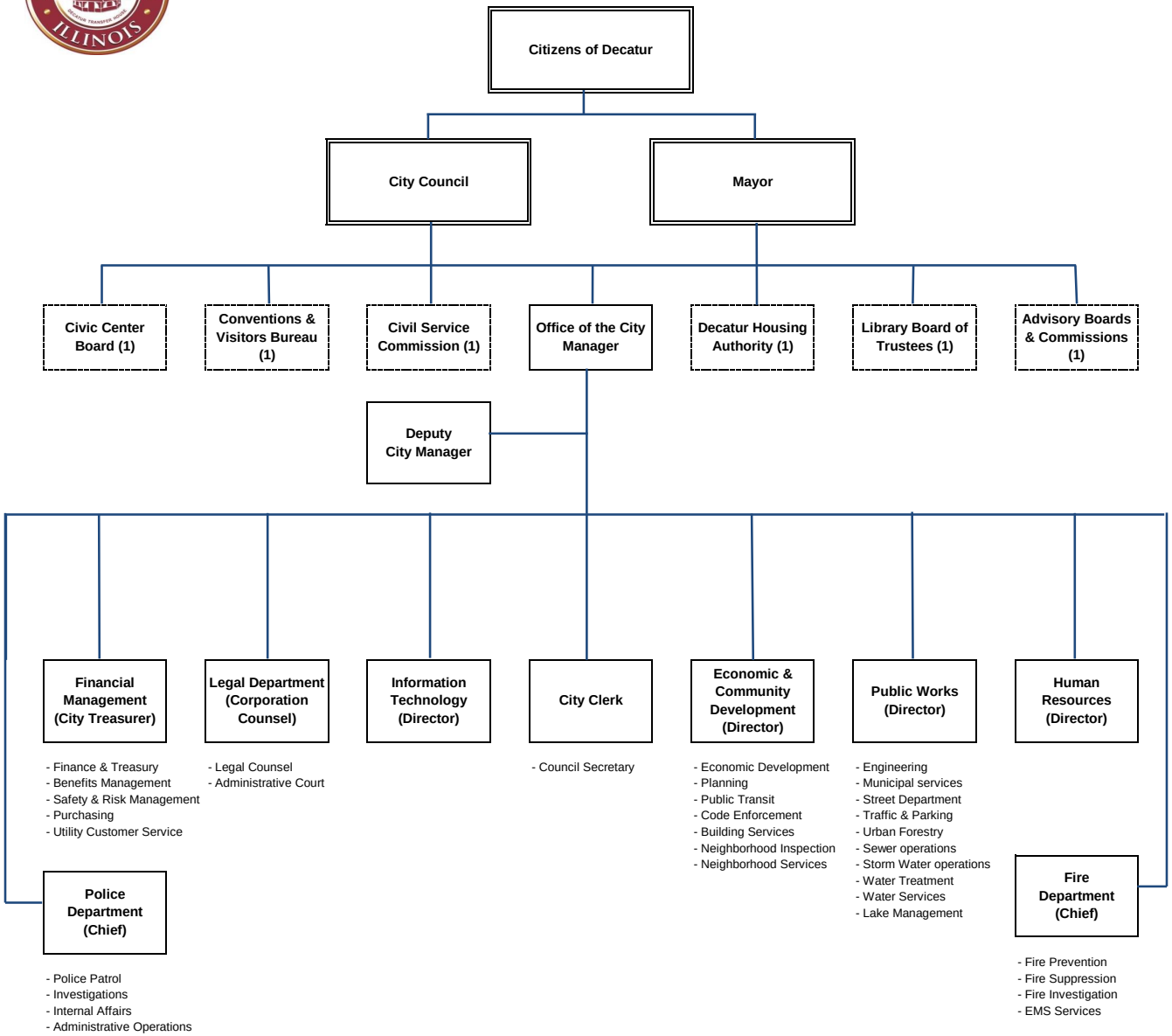

Effective as of July 1, 2017

(1) Board Members include Mayoral Appointments confirmed by City Council

City of Decatur, Illinois
2018 Budget
Fund Revenue & Expenditure Summary

Fund	Fund Name	Proposed Budget Period 2018					
		Beginning Fund Balance	Revenue	Expense	Surplus (Deficit)	Interfund Loans	Ending Fund Balance
10	**General Fund**	4,850,000	64,800,000	67,995,000	(3,195,000)		1,655,000
	Special Revenue Funds						
12	Economic Development	229,500	324,000	553,500	(229,500)		-
17	HOME	-	840,899	840,899	-		-
18	CDBG	3,627	1,896,919	1,896,919	-		3,627
22	DUATS	10,250	260,000	260,000	-		10,250
25	Police Drug Enforcement	737,736	182,300	414,776	(232,476)		505,260
26	Police DUI Fines & Fees	117,018	118,965	132,500	(13,535)		103,483
27	Police Lab & Programs	27,957	15,010	34,700	(19,690)		8,267
32	Fire Grants	-	100,000	100,000	-		-
33	Police Capital Fund	528,942	182,300	303,151	(120,851)		408,091
34	Building Fund	155,336	594,288	478,912	115,376		270,712
35	City of Decatur Library	913,452	3,590,215	3,573,350	16,865		930,317
36	Municipal Band	20,000	93,077	93,077	-		20,000
39	Police Justice Admin Grant	-	-	-	-		-
42	Local Roads & Streets	1,800,000	4,802,000	4,216,429	585,571		2,385,571
46	Motor Fuel Tax	1,187,005	2,187,950	2,999,100	(811,150)		375,855
47	Major Moves	109,992	2,530,000	2,610,000	(80,000)		29,992
49	Fire Capital	192,500	1,505,000	1,696,047	(191,047)		1,453
58	Library Capital	200,385	375,000	375,000	-		200,385
59	Library Trust	250,000	10,000	121,528	(111,528)		138,472
77	Fiber Optics	4,450	230,000	232,100	(2,100)		2,350
82	DCDF	123,000	20,000	135,600	(115,600)		7,400
83	Neighborhood Improvements	35,000	100	20,378	(20,278)		14,722
84	Community Revitalization	-	300,000	300,000	-		-
85	Grants	-	-	-	-		-
	xxxx	-	-	-	-		-
	Total Special Revenue Funds	6,646,150	20,158,023	21,387,966	(1,229,943)	-	5,416,207
	TIF Redevelopment Funds						
19	TIF Old Towne	9,705	1,171,887	1,143,590	28,297		38,002
20	TIF Southeast Plaza	353,340	441,900	550,000	(108,100)		245,240
21	TIF Wabash Crossing	201,842	232,000	266,760	(34,760)		167,082
23	TIF Eastgate	31,172	323,550	320,000	3,550		34,722
24	TIF South Side	62,117	28,000	8,100	19,900		82,017
28	TIF Pines Shopping	143,756	110,200	105,000	5,200		148,956
29	TIF Grand & Oakland	197,336	198,550	190,000	8,550		205,886
	xxxx	-	-	-	-		-
	Total TIF Redevelopment Funds	999,268	2,506,087	2,583,450	(77,363)	-	921,905
	Capital Funds						
40	PEG Capital	268,305	84,250	305,154	(220,904)		47,401
43	2010 Bond Project	-	-	-	-		-
45	Capital Project	28,450	-	28,450	(28,450)		-
	xxxx	-	-	-	-		-
	Total Capital Funds	296,755	84,250	333,604	(249,354)	-	47,401
	Debt Funds						
50	Debt Service	706,067	1,297,942	1,125,491	172,451		878,518
	xxxx	-	-	-	-		-
	Total Debt Service Funds	706,067	1,297,942	1,125,491	172,451	-	878,518

City of Decatur, Illinois
2018 Budget
Fund Revenue & Expenditure Summary

Fund	Fund Name	Proposed Budget Period 2018					
		Beginning Fund Balance	Revenue	Expense	Surplus (Deficit)	Interfund Loans	Ending Fund Balance
	Internal Service Funds						
60	Fleet Maintenance	500,000	2,611,465	2,449,864	161,601		661,601
61	Equipment Replacement	325,000	-	214,400	(214,400)		110,600
64	Risk Management	722,752	3,241,284	2,942,740	298,544		1,021,296
65	Benefit Insurance Fund	3,755,561	9,073,156	10,532,278	(1,459,122)		2,296,439
	xxxx	-	-	-	-		-
	Total Internal Service Funds	5,303,313	14,925,905	16,139,282	(1,213,377)	-	4,089,936
	Enterprise Funds						
70	Mass Transit Operations	27,375	8,236,980	8,236,980	-		27,375
78	Public Works Storm Water	1,600,000	4,668,200	4,716,691	(48,491)		1,551,509
79	Public Works Sewer	5,700,000	11,249,900	14,292,072	(3,042,172)		2,657,828
80	Public Works Water Operating	4,000,000	30,111,992	29,990,011	121,981		4,121,981
81	Public Works Water Capital	4,696,056	3,756,000	5,762,000	(2,006,000)		2,690,056
86	Public Works Water Debt Service	11,500,000	-	-	-		11,500,000
88	Recycling	51,795	698,000	661,495	36,505		88,300
89	Water Bond Construction	4,856,841	19,023,500	20,295,000	(1,271,500)		3,585,341
	xxxx	-	-	-	-		-
	Total Enterprise Funds	32,432,067	77,744,572	83,954,249	(6,209,677)	-	26,222,390
	Total Civil City of Decatur	51,233,620	181,516,779	193,519,042	(12,002,263)	-	39,231,357
	Trust & Agency Funds						
90	Firefighters Pension	68,336,889	9,961,294	8,413,192	1,548,102		69,884,991
91	Police Pension	90,864,820	12,239,078	8,352,740	3,886,338		94,751,158
	Total Trust & Agency Funds	159,201,709	22,200,372	16,765,932	5,434,440	-	164,636,149
	Total City of Decatur	210,435,329	203,717,151	210,284,974	(6,567,823)	-	203,867,506
	Less Interfund Transfers		34,971,792	34,971,792			
	Net Balances	210,435,329	168,745,359	175,313,182	(6,567,823)	-	203,867,506

City of Decatur, Illinois
2018 Budget
Fund Revenue & Expenditure

Fund Name General Fund

Fund Number 10

Fund Description & Purpose

The primary operating fund of City Government. Fund revenues include state distributed taxes, local taxes, service revenue from external and internal customers, permit & license revenue, fine & fee and other miscellaneous revenue.

Revenues received defray the operating expense of City Government, Public Safety protection and Public Works services to City residents and stakeholders.

(Whole $) Description	2014 Actual	2015 Actual	2016 Actual	2017 Amended Budget	2017 Projected Actual	2018 Proposed Budget	% Change
Revenue							
Tax Revenue	48,546,043	49,501,795	52,188,783	54,415,765	53,310,301	53,001,979	-1%
Internal Service Revenue	5,720,331	6,812,829	7,197,194	7,981,113	8,124,982	7,426,821	-9%
External Service Revenue	1,227,377	1,130,518	1,390,382	1,309,922	1,366,535	523,000	-62%
Grant Revenue	67,233	54,419	719,875	180,000	134,920	250,000	85%
Permit & License Revenue	742,899	862,951	1,009,326	1,048,000	1,180,067	1,209,000	2%
Fines & Fees Revenue	1,712,235	1,449,390	1,365,783	1,341,000	1,261,583	1,270,000	1%
Other Revenue	1,880,922	2,239,870	1,181,452	1,224,200	1,152,692	1,119,200	-3%
Total Revenue	59,897,040	62,051,772	65,052,795	67,500,000	66,531,080	64,800,000	-3%
Expenditure by Division							
010 General Government Legislative	62,943	48,337	45,082	44,630	53,101	59,964	13%
015 General Government Executive	552,404	653,076	630,723	615,284	649,710	725,522	12%
016 Management Service Human Resources	300,237	391,913	363,655	613,038	594,195	629,533	6%
017 Management Service IT	-	1,292,887	1,657,162	1,868,644	1,769,975	1,914,833	8%
018 Management Service City Clerk	264,898	216,993	181,026	123,763	121,641	28,514	-77%
020 General Government Legal	910,320	966,958	929,983	1,051,592	999,505	879,594	-12%
035 Finance Controlling & Treasury	1,224,032	1,175,192	1,327,974	1,342,632	1,354,751	1,380,147	2%
036 Finance Utility Customer Service	791,326	850,890	907,681	975,946	916,404	-	-100%
037 Finance Purchasing	221,767	218,890	220,704	223,831	222,851	223,082	0%
038 Finance Civic Center	149,953	158,654	205,279	246,000	222,679	230,238	3%
039 Finance City General & Administrative	1,411,841	1,566,096	1,738,334	2,224,912	2,055,468	3,053,285	49%
050 CED Planning & Development	619,123	611,184	618,486	648,459	563,832	634,335	13%
052 CED Building Inspections	570,824	605,082	612,742	594,049	564,778	667,200	18%
053 CED Neighborhood Inspections	484,687	697,371	716,753	731,602	738,279	750,694	2%
054 CED Neighborhood Outreach	475,558	281,387	334,706	339,388	335,228	332,719	-1%
060 Public Safety Communications	2,369,253	2,669,183	2,437,250	2,455,038	2,513,406	226,000	-91%
065 Public Safety Police Protection	22,981,983	23,976,520	23,211,034	24,444,659	23,685,287	26,646,611	13%
070 Public Safety Fire Protection	16,158,469	16,844,341	18,169,036	18,447,713	18,416,185	19,777,504	7%
080 Public Works Administration	278,625	984,058	500,621	503,117	522,232	454,973	-13%
082 Public Works Engineering	1,040,257	1,051,508	1,003,441	1,267,339	1,253,698	1,258,764	0%
083 Public Works Municipal Services	4,775,057	4,649,097	4,071,632	4,752,824	4,507,311	4,673,548	4%
084 Public Works Streets	1,140,198	1,076,393	1,124,756	1,159,716	1,105,307	943,617	-15%
086 Public Works Traffic & Parking	1,755,654	1,838,187	1,841,382	1,969,575	2,011,328	1,994,186	-1%
088 Public Works Urban Forestry	442,678	430,251	402,276	456,249	454,685	510,137	12%
Net of lower Rev / Exp							
Total Expenditures	58,982,087	63,254,448	63,251,718	67,100,000	65,631,837	67,995,000	4%
			-				
Surplus / (Deficit)	914,953	(1,202,676)	1,801,076	400,000	899,243	(3,195,000)	
Beginning Cash Balance	2,159,599	3,402,410	2,183,942	4,112,079	4,112,079	4,850,000	
Balance Sheet Adjustments	327,857	(15,792)	127,061		(161,321)		
Ending Cash Balance	3,402,410	2,183,941	4,112,079	4,512,079	4,850,000	1,655,000	

Authorized Headcount Staffing	2015 Budget	2015 Budget	2016 Budget	2017 Budget		2018 Budget	Change vs 2017
Management Staff							
Management Staff FTE's	89	89	92	93		88	(5)
Bargaining Staff							
AFSCME	93	93	91	96		70	(26)
Police	155	155	154	154		154	-
Fire	104	104	104	104		104	-
Bargaining Staff FTE's	352	352	349	354		328	(26)
Total Authorized Headcount	441	441	441	447		416	(31)

General Fund

Revenues by Category

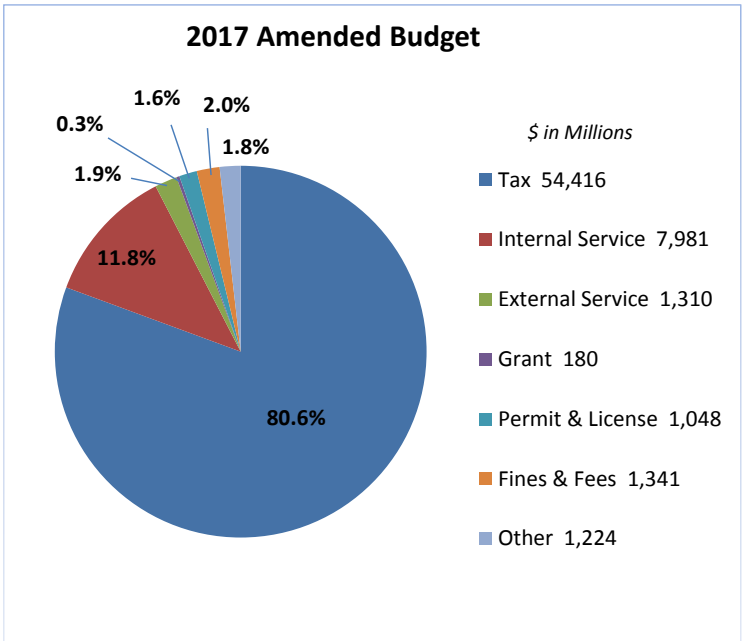

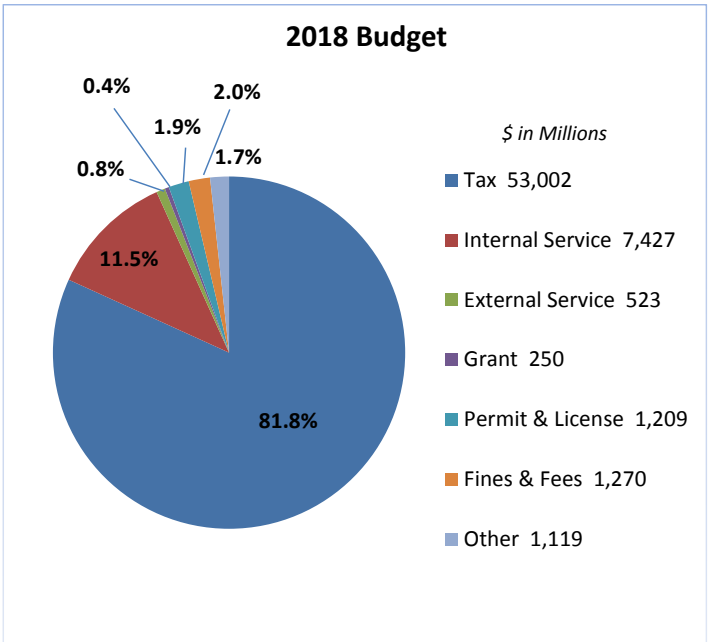

Expenditures by Category

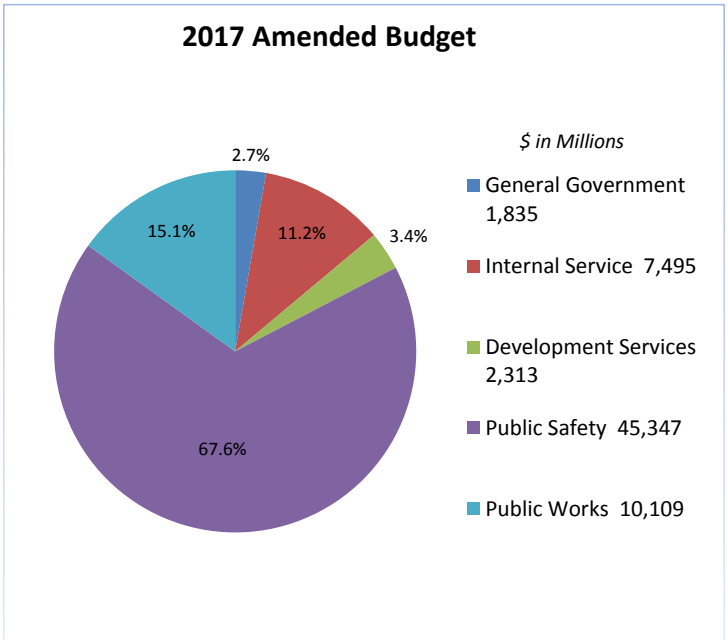

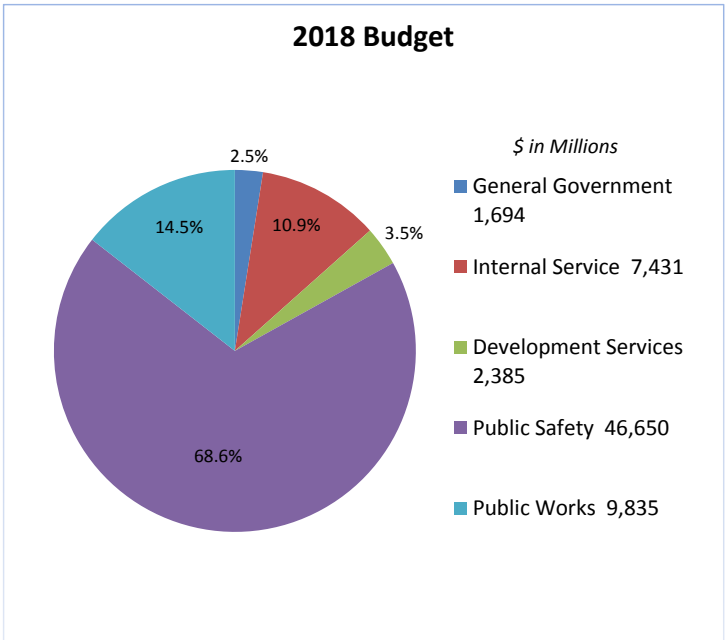

City of Decatur, Illinois
2018 Budget
Headcount Staffing

Organizational Unit	2011	2012	2013	2013 Stub	2014	2015	2016	2017	2018	Change vs 2017
Total City Headcount Staffing										
Elected Positions	7	7	7	7	7	7	7	7	7	-
Management	97	95	97	97	95	95	98	98	92	(6)
AFSCME Union	151	145	146	146	136	137	135	140	120	(20)
Police Union	153	153	153	153	153	155	154	154	154	-
Fire Union	111	110	110	110	104	104	104	104	104	-
Total	519	510	513	513	495	498	498	503	477	(26)
Position Changes										
Executive	(1)	(1)	(1)	1					1	
Legal			1					1	(2)	
Management Services	(2)	(1)		1	(3)	(1)	1	2	(2)	
Finance	(2)		1	2		1			(7)	
Planning & Development	(2)				(3)				2	
Neighborhood Services	(4)		1	(3)	(2)			(1)		
Police	(11)	(3)				2	(1)	1	(24)	
Fire	(4)	(1)			(7)					
Public Works	(8)	(3)	1	(3)	(3)			2		
Water	(13)			2		1			6	
Total Change in Staff	(47)	(9)	3	-	(18)	3	-	5	(26)	

City of Decatur, Illinois
2018 Budget
Headcount Staffing

Div	Fund	Organizational Unit	2011	2012	2013	2013 Stub	2014	2015	2016	2017	2018	Change vs 2016
010	10	Legislative (Elected Positions)	7	7	7	7	7	7	7	7	7	-
		Executive	**7**	**6**	**5**	**7**	**7**	**6**	**6**	**5**	**5**	**-**
015	10	Executive	5	4	3	4	4	4	4	4	5	1
018	10	City Clerk	2	2	2	3	3	2	2	1	-	(1)
020	10	Legal	7	7	8	8	8	8	8	9	7	(2)
016	10	Human Resources	5	5	5	5	2	3	3	5	5	-
017	10	Information Technology						9	10	11	11	-
670	67	Management Information Systems	11	10	10	10	10					
		Financial Management	**18**	**18**	**19**	**21**	**21**	**22**	**22**	**22**	**15**	**(7)**
035	10	Controlling & Treasury	10	10	10	11	11	12	11	12	13	1
036	10	Utility Customer Service	4	4	5	6	6	6	7	7		(7)
037	10	Purchasing	2	2	2	2	2	2	2	2	2	-
641	64	Risk Management	2	2	2	2	2	2	2	1		(1)
		Economic & Community Development	**29**	**29**	**30**	**27**	**22**	**22**	**22**	**21**	**22**	**1**
050	10	Planning & Sustainability	8	8	8	8	6	6	6	6	6	-
052	10	Building Inspections	7	7	7	7	6	6	6	6	7	1
053	10	Inspections	5	5	5	5	4	6	6	5	5	-
054	10	Outreach	8	8	9	6	5	3	3	3	3	-
701	70	Mass Transit	1	1	1	1	1	1	1	1	1	-
		Police	**195**	**192**	**192**	**192**	**192**	**194**	**193**	**194**	**170**	**(24)**
060	10	Emergency Communications	28	26	26	26	24	24	24	24		(24)
065	10	Police	167	166	166	166	168	170	169	170	170	-
	Memo	Police Management Sworn	9	8	8	8	8	8	9	8	8	-
		Police Officers Sworn	153	153	153	153	153	155	154	154	154	-
		Police Sworn Officer Total	162	161	161	161	161	163	163	162	162	-
		Police Civilian	6	5	5	5	7	7	6	8	8	-
070	10	**Fire**	**119**	**118**	**118**	**118**	**111**	**111**	**111**	**111**	**111**	**-**
	Memo	Management Sworn	6	6	6	6	6	6	6	6	6	-
		Officers Sworn	111	110	110	110	104	104	104	104	104	-
		Sworn Officer Total	117	116	116	116	110	110	110	110	110	-
		Civilian	2	2	2	2	1	1	1	1	1	-
		Public Works	**121**	**118**	**119**	**118**	**115**	**116**	**116**	**118**	**124**	**6**
080	10	Administration	2	2	2	2	2	2	2	2	2	-
082	10	Engineering	13	12	12	12	11	11	11	12	12	-
083	10	Municipal Services	51	53	53	50	49	49	49	50	50	-
601	61	Fleet Maintenance	9	8	9	9	8	8	8	8	8	-
770	77	MVPS	3									
801	80	Production	15	15	15	15	15	15	15	15	15	-
802	80	Lake Management	2	2	2	4	4	4	4	4	4	-
803	80	Administration	4	4	4	4	4	4	4	4	3	(1)
804	80	Services	22	22	22	22	22	23	23	23	23	-
805	80	Utilitiy Customer Serv									7	7
		Total	519	510	513	513	495	498	498	503	477	(26)

City of Decatur, Illinois
2018 Budget
General Fund Statement of Activity

Fund Name	*General Fund*	***Fund - Division Number***	*10 - 00*

Fund Description & Purpose

The primary operating fund of City Government. Fund revenues include state distributed taxes, local taxes, service revenue from external and internal customers, permit & license revenue, fine & fee and other miscellaneous revenue.

Revenues received defray the operating expense of City Government, Public Safety protection and Public Works services to City residents and stakeholders.

(Whole $)						
	Description	***2014 Actual***	***2015 Actual***	***2016 Actual***	***2017 Amended Budget***	***2018 Budget***
REVENUES						
	GENERAL GOVERNMENT - TAXES					
100231 - 301103	REAL ESTATE TAXES	7,543,025	7,556,780	8,277,796	9,000,665	9,642,679
100231 - 301106	MOBILE HOME PRIVELEGE TAX	8,813	9,521	11,142	9,000	11,000
100231 - 301201	STATE SALES TAX	11,335,873	11,484,835	11,053,273	11,177,800	10,873,500
100231 - 301202	TELEPHONE UTILITY TAX	2,165,918	2,070,031	1,980,913	1,987,000	1,674,000
100231 - 301203	FOOD & BEVERAGE TAX	3,052,764	3,160,768	3,254,066	3,438,800	3,257,000
100231 - 301204	HOTEL AND MOTEL TAX	649,787	675,211	690,077	712,000	848,000
100231 - 301205	LOCAL SALES TAX	10,348,711	10,153,510	9,827,717	9,937,500	9,551,800
100231 - 301207	LOCAL USE TAX	1,420,091	1,505,880	1,943,083	2,036,000	2,123,000
100231 - 301208	AUTO RENTAL TAX	28,438	30,419	31,058	32,000	31,000
100231 - 301209	UTILITY TAX	1,641,634	1,483,186	4,205,747	4,498,000	4,702,000
100231 - 301210	VIDEO GAMING TAX	539,548	710,780	948,669	1,080,000	1,130,000
100231 - 301302	CABLE TV TAX	1,081,560	1,097,781	1,084,913	1,108,000	1,055,000
	Total:	**$ 39,816,162**	**$ 39,938,700**	**$ 43,308,452**	**$ 45,016,765**	**$ 44,898,979**
	GENERAL GOVERNMENT - INTERGOVERNMENTAL REV					
100232 - 302104	STATE REPLACEMENT TAX	1,091,175	1,171,518	1,036,984	1,022,000	925,000
100232 - 302105	STATE INCOME TAX	7,286,357	8,039,696	7,470,934	8,000,000	6,783,000
100232 - 302106	FEDERAL GRANTS	0	0	0	0	0
100232 - 302107	STATE GRANTS OR OTHER		0	613,422	117,000	117,000
100232 - 302114	GRANT REIMBURSEMENTS-POLICE OT	67,233	54,419	106,452	63,000	133,000
	Total:	**$ 8,444,765**	**$ 9,265,633**	**$ 9,227,793**	**$ 9,202,000**	**$ 7,958,000**
	GENERAL GOVERNMENT - CHARGES FOR SERVICES					
100233 - 303408	SANITARY DISTRICT ADMIN SERV	454,522	297,379	300,487	299,922	0
100233 - 303605	WATER CUST SERVICE BILLING	717,000	820,740	851,604	927,876	0
100233 - 303607	PAYMENT IN LIEU OF TAXES	430,212	574,016	788,047	1,063,840	1,324,109
100233 - 303621	ADMIN SERVICES	1,819,884	1,868,940	1,699,932	1,727,676	1,684,704
100233 - 303622	ENGINEERNG SERVICES	956,628	1,185,657	1,396,020	1,369,236	1,375,692
100233 - 303623	HUMAN RELATIONS SERVICES	69,864	44,796	45,900	45,588	50,364
100233 - 303624	PURCHASING SERVICES	174,864	146,088	137,184	148,248	139,896
100233 - 303626	BUILDING INSPECTTION SERVICES	100,056	193,956	190,500	191,256	189,000
100233 - 303627	PENSION FUNDS ADMIN SERV	42,480	44,448	48,936	50,400	51,432
100233 - 303628	EPA SERVICES	0	0	0	322,980	331,488
100233 - 306700	IT SERVICES	0	610,848	660,936	736,728	877,824
100233 - 306707	CDBG PERSONNEL/EXP REIMB	366,789	379,908	432,792	374,429	393,247
100233 - 306751	HOME PERSONNEL/EXP REIMB	67,575	33,490	64,330	99,105	100,191
100233 - 306753	DUATS PERSONNEL/EXP REIMB	218,358	163,310	235,415	150,000	124,874
	Total:	**$ 5,418,232**	**$ 6,363,576**	**$ 6,852,084**	**$ 7,507,284**	**$ 6,642,821**

Fund Name	*General Fund*	***Fund - Division Number***	*10 - 00*

	(Whole $) ***Description***	***2014 Actual***	***2015 Actual***	***2016 Actual***	***2017 Amended Budget***	***2018 Budget***
REVENUES						
	GENERAL GOVERNMENT - PERMITS & LICENSES					
100234 - 304300	ANIMAL REGISTRATION LATE FEES	5,215	5,779	6,910	6,000	9,000
100234 - 304302	GARBAGE HAULERS	26,760	27,370	24,540	27,000	27,000
100234 - 304303	CONTRACTOR LICENSES	24,995	24,800	23,920	26,000	34,000
100234 - 304304	LIQUOR LICENSES	313,300	400,670	504,142	501,000	504,000
100234 - 304306	BOAT LICENSES	88,653	90,298	106,812	113,000	120,000
100234 - 304307	OTHER LICENSES	26,596	27,808	39,609	29,000	221,000
100234 - 304401	BUILDING PERMITS	182,542	210,326	224,085	267,000	211,000
100234 - 304402	PIER PERMITS	74,838	75,902	79,308	79,000	83,000
	Total:	**$ 742,899**	**$ 862,951**	**$ 1,009,326**	**$ 1,048,000**	**$ 1,209,000**
	GENERAL GOVERNMENT - FINES AND FEES					
100235 - 303301	ON STREET PARKING	10,359	15,709	10,464	10,000	8,000
100235 - 303302	PARKING LOT 1	26,333	25,395	23,417	24,000	24,000
100235 - 303306	PARKING LOT 10	12,633	12,923	12,314	10,000	10,000
100235 - 303308	GARAGE C	100,792	94,342	92,046	67,000	87,000
100235 - 303310	RESIDENTIAL PARKING	2,400	1,740	2,940	2,000	1,000
100235 - 303312	DOWNTOWN EMPL PARKING PERMITS	24,820	24,333	24,204	24,000	26,000
100235 - 304490	ADMIN COURT FINES	163,904	120,492	116,665	107,000	101,000
100235 - 305500	ADMINISTRATIVE COURT FEES	90,998	71,093	61,037	71,000	54,000
100235 - 305501	COURT FINES	289,612	260,578	245,500	245,000	195,000
100235 - 305502	BOOT FEE	6,895	7,350	7,420	7,000	7,000
100235 - 305503	WEED CUTTING FEES	56,982	78,481	70,271	81,000	51,000
100235 - 305505	ILLEGAL USE OF VEHICLE	516,770	365,015	343,340	332,000	357,000
100235 - 305506	OVERTIME PARKING FEES	281,178	212,264	221,624	227,000	177,000
100235 - 305507	VARIANCE AND ZONING	7,265	9,375	9,630	9,000	9,000
100235 - 305513	OTHER FINES AND FEES	14,421	8,536	4,920	8,000	8,000
100235 - 305516	PET CITATIONS	61,011	66,644	60,679	56,000	60,000
100235 - 305517	DUCK BLIND FEES	851	897	902	1,000	1,000
100235 - 305520	TRASH & CLEAN UP FINES	29,080	51,570	42,656	39,000	73,000
	Total:	**$ 1,696,304**	**$ 1,426,736**	**$ 1,350,028**	**$ 1,320,000**	**$ 1,249,000**
	GENERAL GOVERNMENT - INVESTMENTS					
100237 - 307101	INTEREST INCOME	651	1,016	1,140	9,000	9,000
100237 - 307141	INVESTMENT INCOME	0	179	7,694	0	0
	Total:	**$ 651**	**$ 1,195**	**$ 8,834**	**$ 9,000**	**$ 9,000**

City of Decatur, Illinois
2018 Budget
General Fund Statement of Activity

Fund Name	*General Fund*	*Fund - Division Number*	*10 - 00*

(Whole $)	*Description*	*2014 Actual*	*2015 Actual*	*2016 Actual*	*2017 Amended Budget*	*2018 Budget*
REVENUES						
	GENERAL GOVERNMENT - OTHER INCOME					
100238 - 303413	AMEREN FRANCHISE PAYMENTS	995,618	931,756	921,112	921,000	921,000
100238 - 303415	PROFESSIONAL STANDARDS INCOME	900	2,139	7,174	1,500	1,500
100238 - 303510	ELECTRIC AGGREGATION ADMIN FEE	111,409	102,647	99,254	195,000	99,000
100238 - 306700	TRANSFER FROM OTHER FUNDS	525,323	453,447	0	0	0
100238 - 308801	RENTAL OF CITY PROPERTY	1,300	1,120	1,300	1,200	1,200
100238 - 308802	SALE OF CITY PROPERTY	645	1,850	7,634	0	0
100238 - 308803	SALE OF OTHER PROPERTY	11,059	590	174	0	0
100238 - 308807	DEMOLITION PAYMENTS	90,764	64,771	43,611	43,000	35,000
100238 - 308810	DAMAGE TO CITY PROPERTY	11,957	14,061	9,596	2,500	2,500
100238 - 308817	NOISE ORDINANCE FINES	17,496	714	685	1,000	0
100238 - 308890	REIMBURSEMENT OF EXPENSE	9,506	-556.8	476	0	0
100238 - 308898	BANK RECONCILIATION ADJUSTMENT	8,141	7994.52	868	0	0
100238 - 308899	MISCELLANEOUS INCOME	96,154	28,413	50,530	50,000	50,000
100238 - 309900	BOND OR NOTE PROCEEDS	0	644,605	30,205	0	0
	Total:	**$ 1,880,271**	**$ 2,238,675**	**$ 1,172,618**	**$ 1,215,200**	**$ 1,110,200**
	PUBLIC SAFETY - INTERGOVERNMENTAL REV					
100432 - 302110	ESTB ENHANCED 911	600,237	369,644	585,808	506,000	0
100432 - 302200	RADIO SERVICE REIMBURSEMENT	0	64,384	-936	0	0
100432 - 302403	FIRE TRAINING REIMBURSE	33,367	23,453	0	0	0
	Total:	**$ 633,604**	**$ 457,481**	**$ 586,744**	**$ 506,000**	**$ 0**
	PUBLIC SAFETY - CHARGES FOR SERVICES					
100433 - 303405	SCHOOL DISTRICT REIMBURSE	0	290,448	386,376	387,000	406,000
100433 - 308899	MISCELLANEOUS INCOME	0	0	0	144,751	0
100433 - 310010	FIRE PROGRAMS	0	6,116	10,688	12,000	12,000
	Total:	**$ 0**	**$ 296,564**	**$ 397,064**	**$ 543,751**	**$ 418,000**
	PUBLIC SAFETY - FINES AND FEES					
100435 - 305512	FIRE & BURGLAR ALARMS	11,225	10,361	5,587	11,000	11,000
100435 - 305514	POLICE RECORDS	4,706	12,293	10,169	10,000	10,000
	Total:	**$ 15,931**	**$ 22,654**	**$ 15,756**	**$ 21,000**	**$ 21,000**
	HIGHWAYS AND STREETS - TAXES					
100831 - 301102	PROP TAX- ROAD & BRIDGE	352,349	351,880	372,412	377,000	395,000
	Total:	**$ 352,349**	**$ 351,880**	**$ 372,412**	**$ 377,000**	**$ 395,000**
	HIGHWAYS AND STREETS - INTERGOVERNMENTAL REV					
100832 - 302401	STATE ROUTE MAINTENANCE	139,251	85,210	116,775	117,000	117,000
	Total:	**$ 139,251**	**$ 85,210**	**$ 116,775**	**$ 117,000**	**$ 117,000**
	HIGHWAYS AND STREETS - CHARGES FOR SERVICES					
100833 - 303601	FROM MFT-MSC/TRAF SIGNAL REIMB	385,179	481,324	400,976	384,000	430,000
100833 - 303606	FR WATER-STREET CUTS	371,442	259,192	233,934	233,000	342,000
	Total:	**$ 756,621**	**$ 740,516**	**$ 634,910**	**$ 617,000**	**$ 772,000**
	Fund Revenue Total:	**$ 59,897,040**	**$ 62,051,771**	**$ 65,052,795**	**$ 67,500,000**	**$ 64,800,000**

Fund Name *General Fund* | ***Fund - Division Number*** *10 - 010*

Department Name *Executive*

Division Name *Legislative*

EXPENDITURES

DIVISION: LEGISLATIVE (010)

		2014 Actual	2015 Actual	2016 Actual	2017 Amended Budget	2018 Budget
PERSONNEL SERVICES						
10400101 - 409000	SALARIES	32,001	29,770	28,000	28,000	28,000
10400101 - 410700	FICA/MEDICARE	2,448	2,278	2,142	2,142	2,142
	Total:	**$ 34,449**	**$ 32,047**	**$ 30,143**	**$ 30,142**	**$ 30,142**
OPERATING EXPENSES						
10400102 - 420200	PRINTING AND BINDING	15	0	0	0	0
10400102 - 423000	MIS SERVICES	9,672	0	0	0	0
10400102 - 423300	TELEPHONE	555	743	858	650	900
10400102 - 423903	MISCELLANEOUS EXPENSE	0	0	0	0	2,292
10400102 - 4424000	TRAINING SCHOOL EXPENSE	0	0	0	0	5,000
10400102 - 424100	CONFERENCES & TRAVEL	2,758	1,275	3,932	3,500	12,000
10400102 - 424500	POSTAGE	1,032	132	24	50	0
10400102 - 428400	MEMBERSHIP FEES	410	0	0	0	0
10400102 - 428800	RENTAL - COPY MACHINE	108	0	0	0	0
10400102 - 434500	OFFICE SUPPLIES	1,018	1,202	163	150	150
10400102 - 435700	RECOG SUPPLIES	1,623	806	75	250	1,800
10400102 - 442300	RISK MANAGEMENT INSURANCE	3,804	3,324	2,388	2,388	180
10400102 - 445400	SISTER CITY PROGRAM	7,500	8,807	7,500	7,500	7,500
	Total:	**$ 28,494**	**$ 16,290**	**$ 14,939**	**$ 14,488**	**$ 29,822**
	Division Total:	**$ 62,943**	**$ 48,337**	**$ 45,082**	**$ 44,630**	**$ 59,964**

Authorized Headcount Staffing	2014 Budget	2015 Budget	2016 Budget	2017 Budget	2018 Budget
Elected Position					
Elected Positions	7	7	7	7	7
Total Authorized Headcount	7	7	7	7	7

Fund Name	*General Fund*	***Fund - Division Number***	*10 - 015*
Department Name	*Executive*		
Division Name	*Executive*		

		2014 Actual	2015 Actual	2016 Actual	2017 Amended Budget	2018 Budget
EXPENDITURES						
DIVISION: EXECUTIVE (015)						
	PERSONNEL SERVICES					
10400151 - 409000	SALARIES	344,788	393,421	386,147	392,547	469,609
10400151 - 410100	OVERTIME	2,119	2,242	2,228	1,500	2,000
10400151 - 410500	PENSION CONTRIBUTION	43,071	49,251	49,918	46,456	58,065
10400151 - 410700	FICA/MEDICARE	24,448	29,724	26,579	28,963	36,202
10400151 - 411100	LIFE INSURANCE	1,010	1,118	1,114	1,242	1,494
10400151 - 411200	MEDICAL INSURANCE	52,000	59,878	60,449	66,600	70,200
10400151 - 411500	SERVICE RECOGNITION	1,903	2,440	2,530	2,400	1,620
10400151 - 411600	EMPLOYEE RELOCATION	0	11,717	0	0	0
10400151 - 413000	ICMA BENEFIT	5,400	450	0	0	0
10400151 - 413100	CAR ALLOWANCE	6,983	5,458	6,600	6,600	6,600
	Total:	**$ 481,722**	**$ 555,699**	**$ 535,565**	**$ 546,308**	**$ 645,790**
	OPERATING EXPENSES					
10400152 - 411300	TO EMPL BENEFETS-UNEMPLOYMENT	24	156	1,044	1,044	312
10400152 - 420100	ADVERTISING	8,860	8,365	18,210	12,500	12,000
10400152 - 420200	PRINTING AND BINDING	40	9,070	7,785	1,000	900
10400152 - 421300	SERV-OFFICE EQUIPMENT	370	0	0	0	0
10400152 - 423000	MIS SERVICES	7,014	0	0	0	0
10400152 - 423300	TELEPHONE	2,694	2,892	2,796	2,200	2,700
10400152 - 423860	LOBBYING SERVICES	27,500	32,500	30,000	30,000	30,000
10400152 - 424000	TRAINING SCHOOL EXPENSES	240	0	378	300	3,000
10400152 - 424100	CONFERENCES & TRAVEL	4,633	1,587	7,637	5,000	12,000
10400152 - 424500	POSTAGE & MAIL SERVICES	124	2,378	1,851	1,800	900
10400152 - 426000	RECRUITING AND TESTING	0	11,962	0	0	0
10400152 - 428000	PROFESSIONAL SERVICES	0	8,500	0	0	0
10400152 - 428400	MEMBERSHIP FEES	9,110	7,006	15,040	4,000	6,000
10400152 - 428500	MONTHLY BUSINESS EXPENSES	602	1,363	1,456	1,600	1,800
10400152 - 428800	RENTAL - COPY MACHINE	1,573	1,698	2,848	3,000	4,000
10400152 - 430200	PUBLICATIONS	2,563	2,711	2,515	2,500	3,000
10400152 - 434500	OFFICE SUPPLIES	1,327	3,446	1,967	2,300	1,440
10400152 - 435700	EMPLOYEE RECOG SUPPLIES	1,223	60	0	100	0
10400152 - 442300	RISK MANAGEMENT INSURANCE	2,784	2,376	1,632	1,632	1,680
10400152 - 449900	SMALL CAPITAL ITEMS	0	1,308	0	0	0
	Total:	**$ 70,682**	**$ 97,377**	**$ 95,158**	**$ 68,976**	**$ 79,732**
	Division Total:	**$ 552,404**	**$ 653,076**	**$ 630,723**	**$ 615,284**	**$ 725,522**
	Department Total:	**$ 615,347**	**$ 701,413**	**$ 675,805**	**$ 659,914**	**$ 785,486**

Authorized Headcount Staffing		2014 Budget	2015 Budget	2016 Budget	2017 Budget	2018 Budget
Management Staff						
	Management Staff FTE's	4	4	4	4	5
Bargaining Staff						
	AFSCME					
	Police					
	Fire					
	Bargaining Staff FTE's	-	-	-	-	-
Total Authorized Headcount		4	4	4	4	5

Fund Name	*General Fund*	***Fund - Division Number***	*10 - 016*
Department Name	*Human Resources*		
Division Name	*Human Resources*		

		2014 Actual	2015 Actual	2016 Actual	2017 Amended Budget	2018 Budget
EXPENDITURES						
DIVISION: HUMAN RESOURCES (016)						
PERSONNEL SERVICES						
10410161 - 409000	SALARIES	157,188	195,026	181,810	327,256	341,197
10410161 - 410100	OVERTIME	229	7,058	816	1,000	1,000
10410161 - 410500	PENSION CONTRIBUTION	18,916	24,179	22,533	40,300	42,011
10410161 - 410700	FICA/MEDICARE	11,595	14,900	13,345	25,126	26,193
10410161 - 411100	LIFE INSURANCE	467	551	547	1,062	1,107
10410161 - 411200	MEDICAL INSURANCE	30,748	45,905	51,628	91,000	71,500
10410161 - 411500	SERVICE RECOGNITION	260	222	145	185	195
	Total:	$ 219,404	$ 287,840	$ 270,824	$ 485,929	$ 483,203
OPERATING EXPENSES						
10410162 - 411300	TO EMPL BENEFETS-UNEMPLOYMENT	9,614	2,604	1,068	1,188	180
10410162 - 420100	ADVERTISING	6,038	9,984	6,996	10,000	12,000
10410162 - 423000	MIS SERVICES	14,130	0	0	0	0
10410162 - 423300	TELEPHONE	1,172	753	801	750	1,200
10410162 - 424000	TRAINING SCHOOL EXPENSES	0	393	378	100	100
10410162 - 424100	CONFERENCES & TRAVEL	139	3,332	289	3,500	3,500
10410162 - 424500	POSTAGE	2,770	2,220	2,039	2,000	2,000
10410162 - 426000	RECRUITING AND TESTING	18,105	13,422	14,685	20,000	30,000
10410162 - 426500	MEDICAL SERVICES	11,411	29,848	13,037	20,000	30,000
10410162 - 427200	TUITION REIMBURSEMENT	11,587	17,601	9,075	15,570	15,570
10410162 - 427300	TRAVEL INTERVIEW EXP	0	598	131	1,000	1,000
10410162 - 428000	PROFESSIONAL SERVICES	360	11,196	33,431	15,000	15,000
10410162 - 428010	TRAINING SERVICES	0	0	0	24,900	24,900
10410162 - 428400	MEMBERSHIP FEES	1,530	1,489	823	1,205	1,500
10410162 - 428800	RENTAL - COPY MACHINE	578	925	2,109	2,300	2,300
10410162 - 430200	PUBLICATIONS	0	0	0	100	100
10410162 - 434500	OFFICE SUPPLIES	1,139	1,412	1,447	1,500	1,500
10410162 - 434600	TRAINING & TESTING SUPPLY	0	0	0	300	300
10410162 - 435700	EMPLOYEE RECOGNITION SUP	977	1,643	722	1,000	2,000
10410162 - 442300	RISK MANAGEMENT INSURANCE	0	4,560	4,680	5,196	1,680
10410162 - 448500	HUMAN RELATIONS COMMIS	1,283	2,094	1,119	1,500	1,500
	Total:	$ 80,834	$ 104,073	$ 92,831	$ 127,109	$ 146,330
	Division Total:	$ 300,237	$ 391,913	$ 363,655	$ 613,038	$ 629,533

Authorized Headcount Staffing		2014 Budget	2015 Budget	2016 Budget	2017 Budget	2018 Budget
Management Staff						
	Management Staff FTE's	2	3	3	5	5
Bargaining Staff						
	AFSCME	-	-	-	-	-
	Police					
	Fire					
	Bargaining Staff FTE's	-	-	-	-	-
Total Authorized Headcount		2	3	3	5	5

Fund Name	*General Fund*	***Fund - Division Number***	*10 - 017*
Department Name	*Information Technology*		
Division Name	*Information Technology*		

EXPENDITURES

DIVISION: MANAGEMENT INFO SYSTEMS (017)

		2014 Actual	*2015 Actual*	*2016 Actual*	*2017 Amended Budget*	*2018 Budget*
PERSONNEL SERVICES						
10410171 - 409000	SALARIES	0	612,546	690,700	795,204	836,680
10410171 - 410100	OVERTIME	0	2,974	5,335	5,000	5,000
10410171 - 410500	PENSION CONTRIBUTION	0	74,215	86,320	98,806	103,907
10410171 - 410700	FICA/MEDICARE	0	45,682	51,160	61,603	64,783
10410171 - 411100	LIFE INSURANCE	0	1,730	1,917	2,394	2,499
10410171 - 411200	MEDICAL INSURANCE	0	132,750	162,360	196,000	157,300
10410171 - 411220	VSP INSURANCE PREMIUMS	0	2,400	2,400	400	0
10410171 - 411500	SERVICE RECOGNITION	0	3,836	6,596	5,065	5,160
	Total:	**$ 0**	**$ 876,133**	**$ 1,006,786**	**$ 1,164,472**	**$ 1,175,329**
OPERATING EXPENSES						
10410172 - 411300	TO EMPL BENEFETS-UNEMPLOYMENT	0	396	168	168	624
10410172 - 421700	SERV TO MAINT COMM EQUIP	0	4,391	1,260	3,316	6,800
10410172 - 422300	SERVICE MIS EQUIP	0	48,644	57,324	61,755	43,308
10410172 - 423300	TELEPHONE/INTERNET	0	11,473	12,309	16,093	16,017
10410172 - 424000	TRAINING SCHOOL EXPENSES	0	24,807	10,080	19,500	18,797
10410172 - 424100	CONFERENCES & TRAVEL	0	6,071	4,944	5,000	13,200
10410172 - 424500	POSTAGE	0	98	0	150	100
10410172 - 424700	COMPUTER SOFTWARE	0	250,811	294,456	323,057	328,329
10410172 - 428000	PROFESSIONAL SERVICES	0	9,445	17,015	17,900	16,489
10410172 - 428400	MEMBERSHIP FEES	0	680	655	944	970
10410172 - 428800	RENTAL-COPY MACHINE	0	159	0	0	0
10410172 - 430200	PUBLICATIONS	0	19	0	200	100
10410172 - 434500	OFFICE SUPPLIES	0	465	194	285	289
10410172 - 435700	EMPLOYEE RECOG SUPPLIES	0	66	116	200	250
10410172 - 436500	COMPUTER FORMS/SUPPLIES	0	86	0	250	100
10410172 - 442300	RISK MANAGEMENT INSURANCE	0	8,112	4,752	4,752	5,040
10410172 - 449900	SMALL CAPITAL ITEMS	0	34,091	60,291	35,450	70,900
10410172 - 449950	LARGE CAPITAL ITEMS	0	0	141,544	189,016	6,905
10410172 - 455100	LEASE PAYMENT	0	0	0	0	173,725
10410172 - 474002	GEOGRAPHIC INFORMATION SYSTEM	0	16,941	45,267	26,136	37,561
	Total:	**$ 0**	**$ 416,754**	**$ 650,376**	**$ 704,172**	**$ 739,504**
	Division Total:	**$ 0**	**$ 1,292,887**	**$ 1,657,162**	**$ 1,868,644**	**$ 1,914,833**

Authorized Headcount Staffing		**2014 Budget**	**2015 Budget**	**2016 Budget**	**2017 Budget**	**2018 Budget**
Management Staff						
	Management Staff FTE's	-	8	9	9	9
Bargaining Staff						
	AFSCME		1	1	2	2
	Police					
	Fire					
	Bargaining Staff FTE's	-	1	1	2	2
Total Authorized Headcount		-	9	10	11	11

Fund Name	*General Fund*	***Fund - Division Number***	*10 - 018*
Department Name	*Executive*		
Division Name	*City Clerk*		

		2014 Actual	2015 Actual	2016 Actual	2017 Amended Budget	2018 Budget
EXPENDITURES						
DIVISION: CITY CLERK (018)						
	PERSONNEL SERVICES					
10410181 - 409000	SALARIES	139,902	123,599	96,081	61,918	0
10410181 - 410100	OVERTIME	1,574	104	0	0	0
10410181 - 410200	TEMPORARY SALARIES	2,272	0	0	0	0
10410181 - 410500	PENSION CONTRIBUTION	17,249	15,413	12,319	7,615	0
10410181 - 410700	FICA/MEDICARE	10,743	9,478	7,295	4,747	0
10410181 - 411100	LIFE INSURANCE	432	344	296	201	0
10410181 - 411200	MEDICAL INSURANCE	40,492	34,515	33,000	18,200	0
10410181 - 411500	SERVICE RECOGNITION	1,265	1,105	153	140	0
10410181 - 411600	EMPLOYEE RELOCATION	0	3,270	0	0	0
	Total:	**$ 213,931**	**$ 187,829**	**$ 149,144**	**$ 92,821**	**$ 0**
	OPERATING EXPENSES					
10410182 - 411300	TO EMPL BENEFETS-UNEMPLOYMENT	444	1,740	720	600	0
10410182 - 420200	PRINTING AND BINDING	0	0	0	0	0
10410182 - 421000	SERVICE TO MAINT BUILDINGS	0	0	1,093	0	0
10410182 - 423000	MIS SERVICES	6,612	0	0	0	0
10410182 - 423100	ELECTRICITY-RECORDS STORAGE	1,558	0	0	0	0
10410182 - 423300	TELEPHONE	206	376	400	400	400
10410182 - 423903	MISCELLANEOUS EXPENSE	4,892	0	0	0	0
10410182 - 424100	CONFERENCES & TRAVEL	1,192	633	1,013	1,500	1,420
10410182 - 424500	POSTAGE	631	1,072	1,477	1,100	1,100
10410182 - 428000	PROFESSIONAL SERVICES	0	105	950	500	1,100
10410182 - 428400	MEMBERSHIP FEES	325	384	310	300	160
10410182 - 428800	RENTAL-COPY MACHINE	72	520	2,912	3,070	3,070
10410182 - 430200	PUBLICATIONS	0	11	40	100	100
10410182 - 431500	LICENSING SUPPLIES	0	749	0	200	200
10410182 - 434500	OFFICE SUPPLIES	1,141	2,340	1,199	1,500	1,500
10410182 - 435700	EMPLOYEE RECOG SUPPLIES	0	0	30	0	0
10410182 - 442300	RISK MANAGEMENT INSURANCE	4,236	3,048	3,120	2,592	0
10410182 - 449900	SMALL CAPITAL ITEMS	13,432	78	204	300	300
10410182 - 455100	LEASE PAYMENT	16,225	18,108	18,415	18,780	19,164
	Total:	**$ 50,967**	**$ 29,164**	**$ 31,881**	**$ 30,942**	**$ 28,514**
	Division Total:	**$ 264,898**	**$ 216,993**	**$ 181,026**	**$ 123,763**	**$ 28,514**
	Department Total:	**$ 565,135**	**$ 1,901,793**	**$ 2,201,843**	**$ 2,605,445**	**$ 2,572,880**

Authorized Headcount Staffing	2014 Budget	2015 Budget	2016 Budget	2017 Budget	2018 Budget
Management Staff					
Management Staff FTE's	3	2	2	1	-
Bargaining Staff					
AFSCME			-	-	-
Police					
Fire					
Bargaining Staff FTE's	-	-	-	-	-
Total Authorized Headcount	3	2	2	1	-

Fund Name General Fund | ***Fund - Division Number*** 10 - 020

Department Name Legal

Division Name Legal

EXPENDITURES

DIVISION: LEGAL (020)

		2014 Actual	2015 Actual	2016 Actual	2017 Amended Budget	2018 Budget
PERSONNEL SERVICES						
10420201 - 409000	SALARIES	563,607	611,823	543,494	629,898	556,272
10420201 - 410200	TEMPORARY SALARIES	2,993	705	0	0	0
10420201 - 410500	PENSION CONTRIBUTION	69,716	84,261	69,222	77,518	68,481
10420201 - 410700	FICA/MEDICARE	42,037	44,919	39,504	48,330	42,696
10420201 - 411100	LIFE INSURANCE	1,694	1,784	1,597	2,028	1,788
10420201 - 411200	MEDICAL INSURANCE	81,136	95,580	88,440	118,300	85,800
10420201 - 411500	SERVICE RECOGNITION	2,630	3,725	1,731	1,870	1,845
10420201 - 424650	SECURITY	285	0	0	0	0
	Total:	$ 764,098	$ 842,797	$ 743,989	$ 877,944	$ 756,882
OPERATING EXPENSES						
10420202 - 411300	TO EMPL BENEFETS-UNEMPLOYMENT	156	1,188	804	804	432
10420202 - 421300	SERV-OFFICE EQUIPMENT	1,455	2,192	0	0	0
10420202 - 423000	MIS SERVICES	17,154	0	0	0	0
10420202 - 423300	TELEPHONE	3,593	2,225	2,638	2,500	2,500
10420202 - 424100	CONFERENCES & TRAVEL	16,346	11,129	8,909	14,000	14,000
10420202 - 424500	POSTAGE	6,265	6,526	7,911	7,500	7,500
10420202 - 424600	HEARING OFFICER	32,251	30,038	24,450	30,000	20,000
10420202 - 424650	SECURITY	0	0	0	0	0
10420202 - 424700	COMPUTER SOFTWARE	18,015	18,113	18,475	19,400	19,400
10420202 - 425300	RECORDING FEES	394	496	374	800	800
10420202 - 426300	LITIGATION SERVICES	14,975	24,370	83,321	25,000	10,000
10420202 - 428000	PROFESSIONAL SERVICES	12,317	7,174	18,496	50,000	25,000
10420202 - 428400	MEMBERSHIP FEES	4,853	4,718	4,330	5,500	5,500
10420202 - 428800	RENTAL - COPY MACHINE	0	103	1,525	1,700	1,700
10420202 - 430200	PUBLICATIONS	9,287	7,275	6,381	7,500	7,500
10420202 - 431710	ADMINISTRATIVE COURT EXPENSES	1,980	2,039	2,037	2,200	2,200
10420202 - 434500	OFFICE SUPPLIES	2,862	2,516	2,629	3,000	3,000
10420202 - 442300	RISK MANAGEMENT INSURANCE	4,164	3,648	3,144	3,144	2,580
10420202 - 442500	SURETY BONDS	0	158	115	100	100
10420202 - 449900	SMALL CAPITAL ITEMS	156	255	455	500	500
	Total:	$ 146,222	$ 124,161	$ 185,994	$ 173,648	$ 122,712
	Department Total:	$ 910,320	$ 966,958	$ 929,983	$ 1,051,592	$ 879,594

Authorized Headcount Staffing	2014 Budget	2015 Budget	2016 Budget	2017 Budget	2018 Budget
Management Staff					
Management Staff FTE's	8	8	8	9	7
Bargaining Staff					
AFSCME			-	-	-
Police					
Fire					
Bargaining Staff FTE's	-	-	-	-	-
Total Authorized Headcount	8	8	8	9	7

Fund Name	General Fund	***Fund - Division Number***	10 - 035
Department Name	Finance		
Division Name	Finance		

EXPENDITURES

DIVISION: FINANCE (035)

		2014 Actual	2015 Actual	2016 Actual	2017 Amended Budget	2018 Budget
PERSONNEL SERVICES						
10430351 - 409000	SALARIES	618,236	653,685	678,255	724,065	791,073
10430351 - 410100	OVERTIME	9,185	7,005	5,983	12,000	9,000
10430351 - 410200	TEMPORARY SALARIES	23,714	0	0	0	0
10430351 - 410500	PENSION CONTRIBUTION	78,766	75,936	83,452	90,930	98,865
10430351 - 410700	FICA/MEDICARE	47,830	47,358	50,406	56,692	61,639
10430351 - 411100	LIFE INSURANCE	1,331	1,435	1,503	1,755	2,036
10430351 - 411200	MEDICAL INSURANCE	144,560	159,713	174,279	200,200	171,600
10430351 - 411500	SERVICE RECOGNITION	2,100	1,914	1,920	5,010	5,670
	Total:	**$ 925,722**	**$ 947,045**	**$ 995,797**	**$ 1,090,652**	**$ 1,139,883**
OPERATING EXPENSES						
10430352 - 411300	TO EMPL BENEFETS-UNEMPLOYMENT	372	2,652	1,128	1,128	924
10430352 - 420100	ADVERTISING	1,577	996	605	1,000	0
10430352 - 420200	PRINTING AND BINDING	2,072	3,130	2,340	2,400	2,100
10430352 - 421300	SERV-OFFICE EQUIPMENT	0	0	4,906	0	0
10430352 - 423000	MIS SERVICES	82,416	0	0	0	0
10430352 - 423300	TELEPHONE	3,079	2,699	3,059	3,000	3,000
10430352 - 423800	AUDITING SERVICES	73,313	67,875	78,100	79,000	84,000
10430352 - 423850	ACTUARIAL SERVICES	12,300	21,500	18,500	27,000	28,500
10430352 - 423900	BANKING SERVICES	5,974	7,544	7,054	7,200	7,200
10430352 - 423901	BANKING SERVICE CHARGES	6,649	12,413	14,875	16,000	14,000
10430352 - 423902	CREDIT CARD FEES	7,360	10,022	12,565	13,200	16,560
10430352 - 423903	MISCELLANEOUS EXPENSE	13,970	2,345	5,996	5,000	2,700
10430352 - 424000	TRAINING SCHOOL EXPENSES	1,094	515	850	2,400	2,400
10430352 - 424100	CONFERENCES & TRAVEL	4,988	1,692	1,796	3,000	6,000
10430352 - 424500	POSTAGE & MAIL SERVICES	10,361	14,027	15,763	16,000	16,000
10430352 - 424700	COMPUTER SOFTWARE	3,300	0	2,133	0	0
10430352 - 425500	APPLICATION FEES	0	580	580	600	600
10430352 - 427100	TEMPORARY AGENCY FEES	16,327	0	26,595	0	0
10430352 - 428000	PROFESSIONAL SERVICES	14,005	25,680	53,695	37,500	19,500
10430352 - 428400	MEMBERSHIP FEES	1,326	1,240	1,240	1,240	1,800
10430352 - 428800	RENTAL - COPY MACHINE	5,804	4,472	3,532	3,600	4,000
10430352 - 430200	PUBLICATIONS	850	919	1,199	1,500	1,600
10430352 - 431500	LICENSING SUPPLIES	5,283	6,920	3,798	6,000	4,000
10430352 - 431800	PAYROLL SUPPLIES	1,949	686	1,079	1,200	1,200
10430352 - 434500	OFFICE SUPPLIES	10,631	9,008	11,563	12,000	13,200
10430352 - 435700	EMPLOYEE RECOG SUPPLIES	50	55	0	0	0
10430352 - 442300	RISK MANAGEMENT INSURANCE	11,472	11,208	9,012	9,012	4,980
10430352 - 449900	SMALL CAPITAL ITEMS	1,236	19,968	50,213	3,000	6,000
10430352 - 451500	OFFICE EQUIPMENT	551	0	0	0	0
	Total:	**$ 298,310**	**$ 228,147**	**$ 332,177**	**$ 251,980**	**$ 240,264**
	Division Total:	**$ 1,224,032**	**$ 1,175,192**	**$ 1,327,974**	**$ 1,342,632**	**$ 1,380,147**

Authorized Headcount Staffing		2014 Budget	2015 Budget	2016 Budget	2017 Budget	2018 Budget
Management Staff						
	Management Staff FTE's	4	4	5	5	7
Bargaining Staff						
	AFSCME	7	8	6	7	6
	Police					
	Fire					
	Bargaining Staff FTE's	7	8	6	7	6
Total Authorized Headcount		11	12	11	12	13

Fund Name *General Fund* | ***Fund - Division Number*** *10 - 036*

Department Name *Finance*

Division Name *Utility Customer Services*

EXPENDITURES

DIVISION: UTILITY CUSTOMER SERVICE (036)

		2014 Actual	2015 Actual	2016 Actual	2017 Amended Budget	2018 Budget
PERSONNEL SERVICES						
10430361 - 409000	SALARIES	271,689	306,994	311,327	338,147	0
10430361 - 410100	OVERTIME	2,352	4,825	4,315	6,000	0
10430361 - 410500	PENSION CONTRIBUTION	32,587	36,911	38,960	42,681	0
10430361 - 410700	FICA/MEDICARE	19,971	22,694	22,914	26,610	0
10430361 - 411100	LIFE INSURANCE	498	553	549	708	0
10430361 - 411200	MEDICAL INSURANCE	81,120	102,660	115,366	127,400	0
10430361 - 411500	SERVICE RECOGNITION	230	183	92	3,700	0
	Total:	**$ 408,447**	**$ 474,820**	**$ 493,523**	**$ 545,246**	**$ 0**
OPERATING EXPENSES						
10430362 - 420200	PRINTING AND BINDING	0	0	0	1,200	0
10430362 - 423000	MIS SERVICES	37,212	0	0	0	0
10430362 - 423300	TELEPHONE	856	1,502	1,201	1,200	0
10430362 - 423900	BANKING SERVICES	83,888	95,612	112,123	114,000	0
10430362 - 423903	MISCELLANEOUS EXPENSE	0	71	0	0	0
10430362 - 424000	TRAINING SCHOOL EXPENSES	0	0	0	1,000	0
10430362 - 424100	CONFERENCES & TRAVEL	0	0	0	0	0
10430362 - 424500	POSTAGE	229,211	243,719	235,212	240,000	0
10430362 - 424700	COMPUTER SOFTWARE	0	1,865	24,762	30,000	0
10430362 - 427100	TEMPORARY AGENCY FEES	0	3,822	7,138	20,000	0
10430362 - 428800	RENTAL-COPY MACHINE	100	218	3,172	3,200	0
10430362 - 434500	OFFICE SUPPLIES	25,739	22,512	21,412	12,000	0
10430362 - 435700	EMPLOYEE RECOG SUPPLIES	0	61	61	600	0
10430362 - 436500	COMPUTER FORMS/SUPPLIES	5,873	6,687	6,897	6,000	0
10430362 - 449900	SMALL CAPITAL ITEMS	0	0	2,181	1,500	0
	Total:	**$ 382,879**	**$ 376,070**	**$ 414,158**	**$ 430,700**	**$ 0**
	Division Total:	**$ 791,326**	**$ 850,890**	**$ 907,681**	**$ 975,946**	**$ 0**

Authorized Headcount Staffing		2014 Budget	2015 Budget	2016 Budget	2017 Budget	2018 Budget
Management Staff						
	Management Staff FTE's	1	1	1	1	-
Bargaining Staff						
	AFSCME	5	5	6	6	
	Police					
	Fire					
	Bargaining Staff FTE's	5	5	6	6	-
Total Authorized Headcount		6	6	7	7	-

Fund Name General Fund | ***Fund - Division Number*** 10 - 037

Department Name Finance

Division Name Purchasing

		2014 Actual	2015 Actual	2016 Actual	2017 Amended Budget	2018 Budget
EXPENDITURES						
DIVISION: PURCHASING (037)						
PERSONNEL SERVICES						
10430371 - 409000	SALARIES	141,167	150,099	147,577	147,727	152,407
10430371 - 410500	PENSION CONTRIBUTION	17,676	18,726	19,373	18,408	19,025
10430371 - 410700	FICA/MEDICARE	10,844	11,526	11,481	11,477	11,862
10430371 - 411100	LIFE INSURANCE	319	335	323	369	378
10430371 - 411200	MEDICAL INSURANCE	27,040	31,860	34,320	36,400	28,600
10430371 - 411500	SERVICE RECOGNITION	2,150	2,223	2,250	2,300	2,650
	Total:	**$ 199,195**	**$ 214,769**	**$ 215,323**	**$ 216,681**	**$ 214,922**
OPERATING EXPENSES						
10430372 - 420100	ADVERTISING	566	895	1,001	1,000	900
10430372 - 420200	PRINTING AND BINDING	130	130	0	150	0
10430372 - 421300	SERV-OFFICE EQUIPMENT	688	0	0	0	0
10430372 - 423000	MIS SERVICES	18,588	0	0	0	0
10430372 - 423300	TELEPHONE	1,057	1,180	2,306	2,400	1,800
10430372 - 424100	CONFERENCES & TRAVEL	142	0	0	1,200	1,200
10430372 - 424500	POSTAGE	250	474	309	300	240
10430372 - 428400	MEMBERSHIP FEES	355	445	270	360	90
10430372 - 428800	RENTAL - COPY MACHINE	342	537	1,279	1,500	1,800
10430372 - 430200	PUBLICATIONS	0	0	0	0	390
10430372 - 434500	OFFICE SUPPLIES	454	460	216	240	240
10430372 - 449900	SMALL CAPITAL ITEMS	0	0	0	0	1,500
	Total:	**$ 22,572**	**$ 4,121**	**$ 5,380**	**$ 7,150**	**$ 8,160**
	Division Total:	**$ 221,767**	**$ 218,890**	**$ 220,704**	**$ 223,831**	**$ 223,082**

Authorized Headcount Staffing		2014 Budget	2015 Budget	2016 Budget	2017 Budget	2018 Budget
Management Staff						
	Management Staff FTE's	1	1	1	1	1
Bargaining Staff						
	AFSCME	1	1	1	1	1
	Police					
	Fire					
	Bargaining Staff FTE's	1	1	1	1	1
Total Authorized Headcount		2	2	2	2	2

Fund Name		*General Fund*		***Fund - Division Number***		*10 - 038*
Department Name	*Finance*					
Division Name	*Civic Center*	***2014 Actual***	***2015 Actual***	***2016 Actual***	***2017 Amended Budget***	***2018 Budget***

EXPENDITURES

DIVISION: CIVIC CENTER (038)

OPERATING EXPENSES

10430382 - 408899	MISC EXPENSE	100	200	0	5,694	0
10430382 - 421000	SERVICE TO MAINT BUILDINGS	45,905	44,059	37,455	44,400	39,600
10430382 - 423100	ELECTRICITY	59,033	44,480	55,439	45,600	39,000
10430382 - 423200	NATURAL GAS	18,175	10,705	5,446	10,200	15,000
10430382 - 424650	SECURITY	0	0	45,076	70,200	70,200
10430382 - 428060	JANITORIAL SERVICES	0	29,762	47,825	53,100	51,600
10430382 - 429900	CONTRACTUAL SERVICES	220	420	242	250	250
10430382 - 431200	JANITORIAL SUPPLIES	15,661	6,779	8,138	7,200	6,900
10430382 - 442000	BOILER INSURANCE	361	0	0	0	0
10430382 - 442100	PROPERTY INSURANCE	7,008	0	0	0	0
10430382 - 442300	RISK MANAGEMENT INSURANCE	492	8,136	7,356	7,356	5,688
10430382 - 449900	SMALL CAPITAL ITEMS	2,998	14,113	-1,698	2,000	2,000
	Total:	**$ 149,953**	**$ 158,654**	**$ 205,279**	**$ 246,000**	**$ 230,238**
	Division Total:	**$ 149,953**	**$ 158,654**	**$ 205,279**	**$ 246,000**	**$ 230,238**

Fund Name		*General Fund*		***Fund - Division Number***		*10 - 039*
Department Name	*Finance*					
Division Name	*City General Administration*	***2014 Actual***	***2015 Actual***	***2016 Actual***	***2017 Amended Budget***	***2018 Budget***

EXPENDITURES

DIVISION: CITY GENERAL ADMINISTRATION (039)

OPERATING EXPENSES

10430392 - 408899	MISCELLANEOUS EXPENSE	0	0	5,000	4,812	5,000
10430392 - 424800	DEMOLITION EXPENSES	84,420	0	0	0	0
10430392 - 428000	PROFESSIONAL SERVICES	4,167	0	574	600	600
10430392 - 428900	RENTAL EXPENSE	0	1,050	0	0	0
10430392 - 431000	FUEL EXPENSE CONTINGENCY	0	0	0	75,000	23,685
10430392 - 435400	CIVIC CENTER LEASE	268,026	405,803	444,614	412,500	0
10430392 - 440000	CONTINGENCIES	161	0	0	357,000	1,500,000
10430392 - 440503	SLUMBERLAND TAX REBATE	88,650	83,747	93,382	93,000	80,000
10430392 - 440505	JACKSON FORD TAX REBATE	35,767	108,714	116,763	100,000	68,000
10430392 - 440506	ASHLEY FURNITURE TAX REBATE	0	0	0	80,000	64,000
10430392 - 443400	ECONOMIC DEVELOPMENT CORP	60,000	60,000	60,000	60,000	60,000
10430392 - 443800	CONVENTION BUREAU	240,000	270,000	260,000	260,000	260,000
10430392 - 444200	TRANSFER TO OTHER FUNDS	0	0	118,000	60,000	330,000
10430392 - 445000	SENIOR CENTER CONTRACT	67,000	67,000	67,000	71,000	71,000
10430392 - 445500	ANIMAL CONTROL	563,649	569,781	573,001	576,000	591,000
10430392 - 445900	TRANSFER TO OTHER FUNDS	0	0	0	0	0
10430392 - 445908	TRANSFER TO MASS TRANSIT	0	0	0	75,000	0
	Division Total:	**$ 1,411,839**	**$ 1,566,095**	**$ 1,738,334**	**$ 2,224,912**	**$ 3,053,285**
	Department Total:	**$ 3,798,917**	**$ 3,969,721**	**$ 4,399,972**	**$ 5,013,321**	**$ 4,886,752**

Fund Name *General Fund* | ***Fund - Division Number*** *10 - 050*

Department Name *Economic & Community Devel*

Division Name *Planning & Development*

EXPENDITURES

DIVISION: PLANNING & SUSTAINABILITY (050)

		2014 Actual	2015 Actual	2016 Actual	2017 Amended Budget	2018 Budget
PERSONNEL SERVICES						
10450501 - 409000	SALARIES	408,004	408,861	389,503	430,049	433,135
10450501 - 410100	OVERTIME	0	124	0	0	0
10450501 - 410200	TEMPORARY SALARIES	0	11,115	3,278	0	0
10450501 - 410500	PENSION CONTRIBUTION	48,678	49,086	48,449	52,911	53,253
10450501 - 410700	FICA/MEDICARE	29,830	31,033	28,935	32,988	33,202
10450501 - 411100	LIFE INSURANCE	1,134	1,170	1,127	1,389	1,398
10450501 - 411200	MEDICAL INSURANCE	81,640	88,515	90,420	109,200	85,800
10450501 - 411500	SERVICE RECOGNITION	1,025	1,025	1,122	1,170	875
	Total:	**$ 570,311**	**$ 590,928**	**$ 562,833**	**$ 627,707**	**$ 607,663**
OPERATING EXPENSES						
10450502 - 411300	TO EMPL BENEFETS-UNEMPLOYMENT	36	240	132	132	312
10450502 - 420100	ADVERTISING	1,552	1,121	1,099	1,405	800
10450502 - 420200	PRINTING AND BINDING	74	138	33	0	0
10450502 - 423000	MIS SERVICES	24,492	0	0	0	0
10450502 - 423300	TELEPHONE	1,281	1,129	1,201	0	1,500
10450502 - 424100	CONFERENCES & TRAVEL	1,044	1,103	1,781	1,200	4,750
10450502 - 424300	MOTOR VEHICLE EXPENSES	730	444	4,032	4,032	5,304
10450502 - 424500	POSTAGE	619	790	219	500	300
10450502 - 427100	TEMP AGENCY SERVICES	0	0	33,745	0	0
10450502 - 428000	PROFESSIONAL SERVICES	1,595	2,804	917	2,000	1,600
10450502 - 428400	MEMBERSHIP FEES	1,955	1,630	1,630	1,000	2,550
10450502 - 428800	RENTAL - COPY MACHINE	71	452	3,594	3,500	3,500
10450502 - 430200	PUBLICATIONS	458	204	456	100	90
10450502 - 431000	FUEL EXPENSE	301	337	177	327	122
10450502 - 434500	OFFICE SUPPLIES	0	144	76	200	3,000
10450502 - 442300	RISK MANAGEMENT INSURANCE	14,604	9,720	6,156	6,156	2,844
10450502 - 449900	SMALL CAPITAL ITEMS	0	0	405	200	0
	Total:	**$ 48,812**	**$ 20,256**	**$ 55,653**	**$ 20,752**	**$ 26,672**
	Division Total:	**$ 619,123**	**$ 611,184**	**$ 618,486**	**$ 648,459**	**$ 634,335**

Authorized Headcount Staffing		2014 Budget	2015 Budget	2016 Budget	2017 Budget	2018 Budget
Management Staff						
	Management Staff FTE's	5	5	5	6	6
Bargaining Staff						
	AFSCME	1	1	1		
	Police					
	Fire					
	Bargaining Staff FTE's	1	1	1	-	-
Total Authorized Headcount		6	6	6	6	6

Fund Name	*General Fund*	***Fund - Division Number***	*10 - 052*
Department Name	*Economic & Community Devel*		
Division Name	*Building Inspections*		

		2014 Actual	2015 Actual	2016 Actual	2017 Amended Budget	2018 Budget
EXPENDITURES						
DIVISION: BUILDING INSPECTIONS (052)						
PERSONNEL SERVICES						
10450521 - 409000	SALARIES	365,560	388,019	390,269	378,800	430,857
10450521 - 410100	OVERTIME	622	561	1,304	0	0
10450521 - 410200	TEMPORARY SALARIES	0	738	1,816	0	0
10450521 - 410500	PENSION CONTRIBUTION	44,668	47,523	50,196	46,928	53,503
10450521 - 410700	FICA/MEDICARE	27,375	29,270	29,760	28,503	33,358
10450521 - 411100	LIFE INSURANCE	489	509	493	621	783
10450521 - 411200	MEDICAL INSURANCE	68,120	79,650	84,480	91,000	85,800
10450521 - 411500	SERVICE RECOGNITION	1,457	1,761	1,803	3,660	5,195
	Total:	**$ 508,290**	**$ 548,032**	**$ 560,121**	**$ 549,512**	**$ 609,496**
OPERATING EXPENSES						
10450522 - 411300	TO EMPL BENEFETS-UNEMPLOYMENT	8,559	240	132	132	312
10450522 - 420200	PRINTING AND BINDING	940	170	0	200	200
10450522 - 421700	SERV TO MAINT COMM EQUIP	217	118	0	100	0
10450522 - 423000	MIS SERVICES	6,612	0	0	0	0
10450522 - 423300	TELEPHONE	3,214	3,544	3,441	4,600	3,500
10450522 - 424000	TRAINING SCHOOL EXPENSES	2,095	481	838	500	0
10450522 - 424100	CONFERENCES & TRAVEL	497	349	270	250	3,000
10450522 - 424300	MOTOR VEHICLE EXPENSES	9,080	19,908	20,256	20,256	30,960
10450522 - 424500	POSTAGE	2,254	1,936	2,328	800	1,200
10450522 - 427100	TEMP AGENCY SERVICES	72	0	1,876	0	750
10450522 - 428000	PROFESSIONAL SERVICES	0	9,229	7,873	1,500	5,000
10450522 - 428400	MEMBERSHIP FEES	307	735	477	250	500
10450522 - 430200	PUBLICATIONS	110	138	571	75	75
10450522 - 430400	CLOTHING	365	432	345	350	400
10450522 - 431000	FUEL EXPENSE	12,554	8,344	7,371	8,118	8,741
10450522 - 434000	MINOR EQUIP & TOOLS	197	103	177	150	150
10450522 - 434500	OFFICE SUPPLIES	282	791	512	100	0
10450522 - 435000	PHOTO & DRAFTING SUPPLIES	13	0	0	0	0
10450522 - 435700	EMPLOYEE RECOG SUPPLIES	45	45	0	0	0
10450522 - 442300	RISK MANAGEMENT INSURANCE	14,592	9,720	6,156	6,156	2,916
10450522 - 442600	COLLISION DEDUCTIBLE	530	768	0	1,000	0
	Total:	**$ 62,534**	**$ 57,050**	**$ 52,621**	**$ 44,537**	**$ 57,704**
	Division Total:	**$ 570,824**	**$ 605,082**	**$ 612,742**	**$ 594,049**	**$ 667,200**
	Department Total:	**$ 1,189,947**	**$ 1,216,266**	**$ 1,231,228**	**$ 1,242,508**	**$ 1,301,535**

Authorized Headcount Staffing		2014 Budget	2015 Budget	2016 Budget	2017 Budget	2018 Budget
Management Staff						
	Management Staff FTE's	1	1	1	1	2
Bargaining Staff						
	AFSCME	5	5	5	5	5
	Police					
	Fire					
	Bargaining Staff FTE's	5	5	5	5	5
Total Authorized Headcount		6	6	6	6	7

Fund Name	*General Fund*	***Fund - Division Number***	*10 - 053*
Department Name	*Economic & Community Devel*		
Division Name	*Neighborhood Inspections*		

EXPENDITURES

DIVISION: NEIGHBORHOOD INSPECTIONS (053)

		2014 Actual	2015 Actual	2016 Actual	2017 Amended Budget	2018 Budget
PERSONNEL SERVICES						
10450531 - 409000	SALARIES	252,475	334,507	328,532	334,282	344,047
10450531 - 410100	OVERTIME	332	91	25	300	300
10450531 - 410500	PENSION CONTRIBUTION	39,110	41,165	41,920	41,421	42,920
10450531 - 410700	FICA/MEDICARE	18,788	25,299	24,813	25,825	26,759
10450531 - 411100	LIFE INSURANCE	355	446	430	375	375
10450531 - 411200	MEDICAL INSURANCE	54,080	79,650	85,800	91,000	71,500
10450531 - 411500	SERVICE RECOGNITION	1,089	2,946	2,950	3,000	5,450
	Total:	$ 366,228	$ 484,105	$ 484,470	$ 496,203	$ 491,351
OPERATING EXPENSES						
10450532 - 411300	TO EMPL BENEFETS-UNEMPLOYMENT	132	1,332	1,344	1,260	312
10450532 - 420100	ADVERTISING	816	2,972	595	2,000	2,000
10450532 - 420200	PRINTING AND BINDING	0	0	209	100	100
10450532 - 420600	SECURING PROPERTY	9,618	6,622	3,563	6,500	6,500
10450532 - 421700	SERV TO MAINT COMM EQUIP	386	211	0	0	0
10450532 - 423000	MIS SERVICES	7,518	0	0	0	0
10450532 - 423300	TELEPHONE	5,963	6,137	6,306	7,000	7,000
10450532 - 424000	TRAINING SCHOOL EXPENSES	69	160	410	700	700
10450532 - 424100	CONFERENCES & TRAVEL	1,321	1,282	582	2,000	3,000
10450532 - 424300	MOTOR VEHICLE EXPENSES	4,430	15,216	9,600	9,600	672
10450532 - 424500	POSTAGE	9,395	8,037	6,495	9,500	9,500
10450532 - 425300	RECORDING FEES	52,891	52,392	55,591	50,000	60,000
10450532 - 426700	PEST CONTOL	750	0	85	1,000	1,000
10450532 - 428000	PROFESSIONAL SERVICES	8,090	97,776	123,702	118,000	130,000
10450532 - 428400	MEMBERSHIP FEES	75	400	605	670	670
10450532 - 428800	RENTAL - COPY MACHINE	137	0	0	0	0
10450532 - 430200	PUBLICATIONS	560	760	550	700	700
10450532 - 430400	CLOTHING	2,440	840	250	1,000	1,000
10450532 - 430800	PERSONAL SAFETY GEAR	90	0	0	100	100
10450532 - 431000	FUEL EXPENSE	7,197	6,062	5,411	6,237	6,965
10450532 - 431710	ADMINISTRATIVE COURT EXPENSES	0	200	100	500	500
10450532 - 434000	MINOR EQUIP & TOOLS	0	45	22	100	100
10450532 - 434500	OFFICE SUPPLIES	7	1,515	665	1,500	0
10450532 - 435000	PHOTO & DRAFTING SUPPLIES	346	0	0	0	0
10450532 - 442300	RISK MANAGEMENT INSURANCE	6,228	10,308	15,432	15,432	25,524
10450532 - 442600	COLLISION DEDUCTIBLE	0	1,000	0	1,000	0
10450532 - 449900	SMALL CAPITAL ITEMS	0	0	767	500	3,000
	Total:	$ 118,459	$ 213,266	$ 232,283	$ 235,399	$ 259,343
	Division Total:	$ 484,687	$ 697,371	$ 716,753	$ 731,602	$ 750,694

Authorized Headcount Staffing		2014 Budget	2015 Budget	2016 Budget	2017 Budget	2018 Budget
Management Staff						
	Management Staff FTE's	1	1	1	1	1
Bargaining Staff						
	AFSCME	3	5	5	4	4
	Police					
	Fire					
	Bargaining Staff FTE's	3	5	5	4	4
Total Authorized Headcount		4	6	6	5	5

Fund Name	*General Fund*	***Fund - Division Number***	*10 - 054*
Department Name	*Economic & Community Devel*		
Division Name	*Neighborhood Services*		

		2014 Actual	2015 Actual	2016 Actual	2017 Amended Budget	2018 Budget
EXPENDITURES						
DIVISION: NEIGHBORHOOD OUTREACH (054)						
	PERSONNEL SERVICES					
10450541 - 409000	SALARIES	319,290	181,072	221,875	225,489	232,708
10450541 - 410100	OVERTIME	232	0	0	0	0
10450541 - 410200	TEMPORARY SALARIES	0	3,948	0	0	0
10450541 - 410500	PENSION CONTRIBUTION	37,907	20,921	26,685	27,817	28,636
10450541 - 410700	FICA/MEDICARE	23,235	13,177	15,815	17,343	17,854
10450541 - 411100	LIFE INSURANCE	620	532	655	633	651
10450541 - 411200	MEDICAL INSURANCE	61,880	34,220	51,480	54,600	42,900
10450541 - 411500	SERVICE RECOGNITION	826	270	445	1,220	675
	Total:	**$ 443,990**	**$ 254,141**	**$ 316,955**	**$ 327,102**	**$ 323,424**
	OPERATING EXPENSES					
10450542 - 411300	TO EMPL BENEFETS-UNEMPLOYMENT	168	672	672	756	180
10450542 - 423000	MIS SERVICES	11,880	0	0	0	0
10450542 - 423300	TELEPHONE	638	235	250	275	275
10450542 - 424000	TRAINING SCHOOL EXPENSES	0	534	25	400	500
10450542 - 424300	MOTOR VEHICLE EXPENSES	3,220	912	2,436	2,436	1,008
10450542 - 424500	POSTAGE	0	793	10	75	300
10450542 - 443100	FUEL EXPENSE	299	163	178	0	0
10450542 - 434500	OFFICE SUPPLIES	7,876	6,837	4,136	2,000	0
10450542 - 442300	RISK MANAGEMENT INSURANCE	7,488	5,160	1,044	1,044	1,032
10450542 - 448501	NEIGHBORHOOD IMPROVEMENT	0	11,942	9,000	5,000	5,000
10450542 - 449900	SMALL CAPITAL ITEMS	0	0	0	300	1,000
	Total:	**$ 31,568**	**$ 27,247**	**$ 17,751**	**$ 12,286**	**$ 9,295**
	Division Total:	**$ 475,558**	**$ 281,387**	**$ 334,706**	**$ 339,388**	**$ 332,719**
	Department Total:	**$ 960,245**	**$ 978,758**	**$ 1,051,460**	**$ 1,070,990**	**$ 1,083,413**

Authorized Headcount Staffing		2014 Budget	2015 Budget	2016 Budget	2017 Budget	2018 Budget
Management Staff						
	Management Staff FTE's	2	2	2	3	3
Bargaining Staff						
	AFSCME	3	1	1		
	Police					
	Fire					
	Bargaining Staff FTE's	3	1	1	-	-
Total Authorized Headcount		5	3	3	3	3

Fund Name	*General Fund*	***Fund - Division Number***	*10 - 060*
Department Name	*Police*		
Division Name	*Emergency Communications*		

		2014 Actual	2015 Actual	2016 Actual	2017 Amended Budget	2018 Budget
EXPENDITURES						
DIVISION: EMERGENCY COMMUNICATIONS (060)						
PERSONNEL SERVICES						
10460601 - 409000	SALARIES	1,277,288	1,314,792	1,320,386	1,339,372	50,300
10460601 - 410100	OVERTIME	140,588	194,565	137,319	86,263	13,200
10460601 - 410500	PENSION CONTRIBUTION	172,257	182,785	194,288	176,462	7,500
10460601 - 410700	FICA/MEDICARE	105,519	112,329	107,666	110,019	4,700
10460601 - 411100	LIFE INSURANCE	1,776	1,825	1,648	2,121	100
10460601 - 411200	MEDICAL INSURANCE	310,440	360,490	390,060	418,600	0
10460601 - 411500	SERVICE RECOGNITION	5,200	5,701	4,674	12,520	200
	Total:	**$ 2,013,067**	**$ 2,172,488**	**$ 2,156,040**	**$ 2,145,357**	**$ 76,000**
OPERATING EXPENSES						
10460602 - 411300	TO EMPL BENEFETS-UNEMPLOYMENT	264	2,256	1,212	1,212	0
10460602 - 421300	SERVICE-OFFICE EQUIP	1,287	644	0	0	0
10460602 - 421700	SERV TO MAINT COMM EQUIP	162,429	165,249	157,169	166,063	0
10460602 - 421750	SERV TO MAINT RADIO EQUIP	0	189,229	6,360	9,990	0
10460602 - 423000	MIS SERVICES	25,074	0	0	0	0
10460602 - 423300	TELEPHONE	17,341	10,435	9,597	15,000	0
10460602 - 424000	TRAINING SCHOOL EXPENSES	5,051	3,894	2,618	4,000	0
10460602 - 424100	CONFERENCES & TRAVEL	0	0	96	100	0
10460602 - 424500	POSTAGE	11	13	7	50	0
10460602 - 424700	COMPUTER SOFTWARE	15,488	3,178	0	5,000	0
10460602 - 428000	PROFESSIONAL SERVICES	0	0	695	500	0
10460602 - 428400	MEMBERSHIP FEES	544	626	563	700	0
10460602 - 428800	RENTAL-COPY MACHINE	0	353	1,776	2,510	0
10460602 - 430200	PUBLICATIONS	262	43	262	100	0
10460602 - 430400	CLOTHING	1,525	0	0	0	0
10460602 - 434000	MINOR EQUIP & TOOLS	686	161	0	500	0
10460602 - 434500	OFFICE SUPPLIES	2,022	1,664	659	1,600	0
10460602 - 442300	RISK MANAGEMENT INSURANCE	93,840	81,732	64,632	64,632	0
10460602 - 445100	EMERGENCY COMM CONTRACT	0	0	0	0	150,000
10460602 - 445911	TRANSFER TO RADIO COMMUNICATN	8,301	0	0	0	0
10460602 - 449900	SMALL CAPITAL ITEMS	2,029	5,000	1,278	3,500	0
10460602 - 451500	OFFICE EQUIPMENT	1,503	455	1,569	1,500	0
10460602 - 455100	LEC LEASE PAYMENT	18,530	31,765	32,718	32,724	0
	Total:	**$ 356,187**	**$ 496,695**	**$ 281,210**	**$ 309,681**	**$ 150,000**
	Division Total:	**$ 2,369,253**	**$ 2,669,183**	**$ 2,437,250**	**$ 2,455,038**	**$ 226,000**

Authorized Headcount Staffing		2014 Budget	2015 Budget	2016 Budget	2017 Budget	2018 Budget
Management Staff						
	Management Staff FTE's	4	4	4	4	-
Bargaining Staff						
	AFSCME	20	20	20	20	-
	Police					
	Fire					
	Bargaining Staff FTE's	20	20	20	20	-
Total Authorized Headcount		24	24	24	24	-

Fund Name	*General Fund*	***Fund - Division Number***	*10 - 065*
Department Name	*Police*		
Division Name	*Police*		

		2014 Actual	2015 Actual	2016 Actual	2017 Amended Budget	2018 Budget
EXPENDITURES						
DIVISION: POLICE (065)						
	PERSONNEL SERVICES					
10460651 - 409000	SALARIES	12,666,796	13,300,153	12,731,715	13,325,711	13,945,445
10460651 - 410100	OVERTIME	707,460	809,859	674,322	855,400	855,400
10460651 - 410200	TEMPORARY SALARIES	0	24,696	48,978	52,416	52,416
10460651 - 410500	PENSION CONTRIBUTION	45,105	51,528	58,044	59,617	56,702
10460651 - 410700	FICA/MEDICARE	201,242	217,533	215,247	236,683	240,573
10460651 - 410800	POLICE PENSION CONTRIBUTION	4,285,537	4,229,151	4,213,121	4,479,129	4,673,078
10460651 - 411100	LIFE INSURANCE	13,732	14,579	13,865	15,105	15,267
10460651 - 411200	MEDICAL INSURANCE	2,126,784	2,532,280	2,738,689	2,877,000	2,316,600
10460651 - 411220	VSP INSURANCE PREMIUMS	7,200	7,200	1,200	0	0
10460651 - 411500	SERVICE RECOGNITION	13,863	13,122	13,269	11,905	12,015
	Total:	**$ 20,067,719**	**$ 21,200,102**	**$ 20,708,449**	**$ 21,912,966**	**$ 22,167,496**
	OPERATING EXPENSES					
10460652 - 411300	TO EMPL BENEFETS-UNEMPLOYMENT	2,016	15,804	8,604	8,604	10,212
10460652 - 420100	ADVERTISING	40	99	93	100	100
10460652 - 420200	PRINTING AND BINDING	8,906	4,591	8,761	10,000	9,500
10460652 - 421000	SERVICE TO MAINT BUILDINGS	4,658	14,266	16,703	20,000	20,000
10460652 - 421300	SERV-OFFICE EQUIPMENT	284	288	772	300	300
10460652 - 421400	SERVICE- OTHER EQUIP	7,854	7,973	7,000	5,464	5,000
10460652 - 421500	IN-CAR VIDEO REPAIR	3,504	4,997	2,000	2,000	2,000
10460652 - 421700	SERV TO MAINT COMM EQUIP	29,106	25,130	24,397	28,000	89,400
10460652 - 421750	SERV TO MAINT RADIO EQUIP	0	0	98,098	102,000	99,200
10460652 - 423000	MIS SERVICES	135,618	0	0	0	0
10460652 - 423100	ELECTRICITY	25,069	37,773	40,459	34,900	41,300
10460652 - 423200	NATURAL GAS	622	7,348	4,703	9,000	9,000
10460652 - 423300	TELEPHONE	14,955	16,070	20,930	17,420	22,700
10460652 - 423310	CABLE TV	1,838	3,805	3,786	3,700	4,000
10460652 - 423400	WATER	765	1,321	1,729	1,600	1,900
10460652 - 423901	BANKING SERVICE CHARGES	348	600	0	0	0
10460652 - 423903	RELOCATION FEES	21,708	0	0	0	0
10460652 - 424000	TRAINING SCHOOL EXPENSES	52,960	48,779	47,826	48,000	45,000
10460652 - 424300	MOTOR VEHICLE EXPENSES	401,930	457,860	343,018	343,008	141,432
10460652 - 424500	POSTAGE	2,921	3,084	3,151	3,500	3,300
10460652 - 424700	COMPUTER SOFTWARE	10,144	9,796	31,477	20,100	15,000
10460652 - 426000	RECRUITING AND TESTING	1,730	1,630	7,662	10,000	7,500
10460652 - 426500	MEDICAL SERVICES	2,268	2,276	1,746	4,000	4,800
10460652 - 426700	PEST CONTROL	458	782	780	1,200	1,000
10460652 - 427000	SPECIAL INVESTIGATION FEES	2,999	3,000	3,000	3,000	5,000
10460652 - 428000	PROFESSIONAL SERVICES	2,129	2,962	10,195	5,000	6,000
10460652 - 428060	JANITORIAL SERVICES	93,706	104,188	116,975	117,300	121,680
10460652 - 428300	LAUNDRY SERVICES	118	41	125	200	200
10460652 - 428400	MEMBERSHIP FEES	16,295	7,872	18,391	18,000	19,700
10460652 - 428500	RECEPTION & ENTERTAINMENT	0	0	1,090	1,000	1,000
10460652 - 428800	RENTAL - COPY MACHINE	5,091	8,383	14,078	13,280	14,225
10460652 - 428900	RENTAL - EQUIPMENT	28,815	120	120	0	0
10460652 - 429000	RENTAL - LEC PARKING	1,549	0	0	0	0
10460652 - 430200	PUBLICATIONS	610	657	550	600	350
10460652 - 430400	CLOTHING	54,688	60,339	41,937	55,000	72,500

Fund Name	*General Fund*	***Fund - Division Number***	*10 - 065*
Department Name	*Police*		
Division Name	*Police*		

EXPENDITURES

DIVISION: POLICE (065)

		2014 Actual	*2015 Actual*	*2016 Actual*	*2017 Amended Budget*	*2018 Budget*
OPERATING EXPENSES						
10460652 - 430500	AMMUNITION	61,282	45,000	45,181	45,000	56,200
10460652 - 430700	GENERAL SAFETY GEAR	1,950	1,519	2,079	2,000	2,000
10460652 - 431000	FUEL EXPENSE	363,431	226,049	207,518	227,700	262,567
10460652 - 431200	JANITORIAL SUPPLIES	2,930	5,727	5,645	6,000	6,000
10460652 - 431600	REGULATORY SUPPLIES	8,850	5,853	4,517	5,000	5,000
10460652 - 432000	MATERIALS - BUILDINGS	243	1,438	3,384	2,000	2,000
10460652 - 432800	MATERIALS - EQUIPMENT	2,159	1,515	2,105	1,500	2,000
10460652 - 434000	MINOR EQUIP & TOOLS	6,817	10,257	13,180	11,700	12,000
10460652 - 434500	OFFICE SUPPLIES	20,112	16,470	12,865	12,000	12,000
10460652 - 435000	PHOTO & DRAFTING SUPPLIES	2,339	1,028	568	1,500	1,500
10460652 - 435100	DOG EXPENSES	4,108	2,728	3,825	5,000	4,500
10460652 - 435120	PROFESSIONAL STANDARDS EXPENS	1,990	1,793	6,719	3,000	2,500
10460652 - 435700	EMPLOYEE RECOG SUPPLIES	467	220	582	400	500
10460652 - 436500	COMPUTER FORMS/SUPPLIES	0	0	1,840	0	0
10460652 - 440900	PRIN PAYMENTS-LEASE HOLD IMPR	143,288	291,874	297,444	303,124	309,232
10460652 - 441000	INT PAYMENT-LESAE HOLD IMPROV	15,698	24,365	18,795	13,115	7,007
10460652 - 442300	RISK MANAGEMENT INSURANCE	656,940	572,136	460,536	460,536	736,968
10460652 - 442600	COLLISION DEDUCTIBLE	8,362	1,722	8,702	20,000	0
10460652 - 444200	TRANSFER TO OTHER FUNDS	0	0	0	0	177,000
10460652 - 445100	LEC LEASE/EMERG COMM CONTRACT	162,781	0	0	0	1,581,000
10460652 - 445911	TRANSFER TO RADIO COMMUNICATN	90,247	0	0	0	0
10460652 - 449900	SMALL CAPITAL ITEMS	13,786	8,924	21,104	20,000	20,000
10460652 - 449930	DPD LEASE HOLD IMPROVEMENTS	16,201	0	0	0	0
10460652 - 455200	VEHICLE LEASE PAYMENT	99,508	200,128	0	0	0
10460652 - 455300	POLICE BLDG LEASE PAYMENT	295,074	505,841	505,841	505,842	505,842
	Total:	**$ 2,914,264**	**$ 2,776,418**	**$ 2,502,585**	**$ 2,531,693**	**$ 4,479,115**
	Division Total:	**$ 22,981,983**	**$ 23,976,520**	**$ 23,211,034**	**$ 24,444,659**	**$ 26,646,611**
	Department Total:	**$ 25,351,236**	**$ 26,645,703**	**$ 25,648,284**	**$ 26,899,697**	**$ 26,872,611**

Authorized Headcount Staffing		**2014 Budget**	**2015 Budget**	**2016 Budget**	**2017 Budget**	**2018 Budget**
Management Staff						
	Management Staff FTE's	13	13	13	12	12
Bargaining Staff						
	AFSCME	2	2	2	4	4
	Police	153	155	154	154	154
	Fire					
	Bargaining Staff FTE's	155	157	156	158	158
Total Authorized Headcount		168	170	169	170	170

Fund Name General Fund | ***Fund - Division Number*** 10 - 070

Department Name Fire

Division Name Fire

EXPENDITURES

DIVISION: FIRE (070)

		2014 Actual	2015 Actual	2016 Actual	2017 Amended Budget	2018 Budget
PERSONNEL SERVICES						
10470701 - 409000	SALARIES	8,609,596	8,962,594	8,900,828	9,207,942	9,584,585
10470701 - 410100	OVERTIME	163,125	233,837	197,337	230,000	275,000
10470701 - 410500	PENSION CONTRIBUTION	5,478	5,627	5,873	6,015	6,204
10470701 - 410700	FICA/MEDICARE	121,512	129,233	127,108	137,592	142,460
10470701 - 410801	FIRE PENSION CONTRIBUTION	4,224,508	4,265,438	5,023,785	5,187,654	5,560,294
10470701 - 411100	LIFE INSURANCE	9,060	9,464	9,198	10,053	10,194
10470701 - 411200	MEDICAL INSURANCE	1,481,480	1,728,977	1,855,208	1,965,600	1,558,700
10470701 - 411210	DUTY DISABILITY INS PREMIUMS	70,836	72,660	69,132	78,000	78,000
10470701 - 411220	VSP INSURANCE PREMIUMS	28,800	28,800	28,800	23,200	14,600
10470701 - 411500	SERVICE RECOGNITION	6,003	5,850	6,300	6,560	7,020
10470701 - 413050	WELLNESS BENEFIT	24,603	24,300	20,400	25,000	25,000
10470701 - 414000	PEHP ACCOUNT	97,664	106,235	88,668	33,000	33,000
	Total:	**$ 14,842,666**	**$ 15,573,015**	**$ 16,332,637**	**$ 16,910,616**	**$ 17,295,057**
OPERATING EXPENSES						
10470702 - 411300	TO EMPL BENEFETS-UNEMPLOYMENT	3,454	4,392	2,280	2,280	6,804
10470702 - 420200	PRINTING AND BINDING	376	848	1,133	500	500
10470702 - 421000	SERVICE TO MAINT BUILDINGS	66,064	117,836	151,153	50,000	50,000
10470702 - 421400	SERVICE- OTHER EQUIP	31,026	15,037	17,974	18,000	18,000
10470702 - 421700	SERVICE & EQUIPMENT - RADIOS	5,080	5,778	44,745	48,880	48,880
10470702 - 423000	MIS SERVICES	42,564	0	0	0	0
10470702 - 423100	ELECTRICITY	34,616	39,403	43,196	37,000	39,000
10470702 - 423200	NATURAL GAS	39,862	25,867	20,264	33,000	33,000
10470702 - 423300	TELEPHONE/BROADBAND	47,681	51,450	56,126	52,000	54,000
10470702 - 423400	WATER	5,689	6,971	8,289	6,000	7,000
10470702 - 423901	BANKING SERVICE CHARGES	0	250	250	250	250
10470702 - 424000	TRAINING SCHOOL EXPENSES	9,012	43,616	44,261	50,000	50,000
10470702 - 424100	CONFERENCES & TRAVEL	1,002	500	108	600	600
10470702 - 424300	MOTOR VEHICLE EXPENSES	226,570	311,808	329,316	329,316	508,008
10470702 - 424400	BOAT EXPENSES	200	0	0	100	0
10470702 - 424500	POSTAGE	854	519	522	700	700
10470702 - 424600	LEGAL SERVICES	33,523	0	0	0	0
10470702 - 424700	COMPUTER SOFTWARE	18,400	13,890	10,071	18,000	18,000
10470702 - 426000	RECRUITING AND TRAINING	0	0	0	500	500
10470702 - 426600	PHYSICAL EXAM FEES	1,280	8,634	2,507	12,000	26,000
10470702 - 426700	PEST CONTROL	2,621	2,593	2,800	4,000	5,000
10470702 - 428000	PROFESSIONAL FEES	659	563	1,398	1,500	1,500
10470702 - 428400	MEMBERSHIP FEES	3,239	2,961	2,340	2,500	2,500
10470702 - 428500	RECEPTION & ENTERTAINMENT	541	134	185	1,000	1,000
10470702 - 428800	RENTAL - COPY MACHINE	534	1,204	4,803	7,010	7,010
10470702 - 430200	PUBLICATIONS	2,221	1,749	2,570	1,500	1,500
10470702 - 430300	HORTICULTURAL SUPPLIES	250	358	327	500	500
10470702 - 430400	CLOTHING	67,761	66,366	94,828	94,000	99,000
10470702 - 430800	PERSONAL SAFETY GEAR	326	84	351	1,000	1,000
10470702 - 430900	OXYGEN & OTHER CHEMICALS	5,128	4,579	4,561	6,000	6,000
10470702 - 431000	FUEL EXPENSE	75,818	52,658	45,553	56,498	58,549
10470702 - 431200	JANITORIAL SUPPLIES	5,913	6,431	6,787	7,500	8,000
10470702 - 432000	MATERIALS - BUILDINGS	2,877	5,810	3,000	4,500	4,500
10470702 - 432800	MATERIALS - EQUIPMENT	9,311	10,199	11,729	18,000	18,000

Fund Name	*General Fund*	***Fund - Division Number***	*10 - 070*
Department Name	*Fire*		
Division Name	*Fire*		

EXPENDITURES

DIVISION: FIRE (070)

		2014 Actual	2015 Actual	2016 Actual	2017 Amended Budget	2018 Budget
	OPERATING EXPENSES					
10470702 - 433100	MEDICAL SUPPLIES	4,919	4,290	8,438	7,000	7,000
10470702 - 434000	MINOR EQUIP & TOOLS	1,734	2,276	3,278	3,900	3,900
10470702 - 434500	OFFICE SUPPLIES	5,100	3,806	4,902	6,000	6,000
10470702 - 434600	TRAINING & TESTING SUPPLY	2,040	3,818	2,840	1,250	4,250
10470702 - 435000	PHOTO & DRAFTING SUPPLIES	92	0	39	250	250
10470702 - 435700	EMPLOYEE RECOG SUPPLIES	233	50	90	0	0
10470702 - 437000	OTHER COMMODITIES	1,236	857	1,511	1,450	1,450
10470702 - 440900	PRINCIPAL PAYMENTS	0	0	3,033	6,181	7,771
10470702 - 441000	INTEREST PAYMENTS	0	0	2,643	5,028	4,789
10470702 - 442300	RISK MANAGEMENT INSURANCE	328,536	257,940	214,704	214,704	501,636
10470702 - 442600	COLLISION DEDUCTIBLE	0	0	1,000	3,000	0
10470702 - 442900	TRANSFER TO FIRE CAPITAL FUND	0	0	625,087	315,000	460,000
10470702 - 455100	EMERGENCY COMM CONTRACT	0	0	0	0	291,400
10470702 - 445900	REIMBURSEMENT TO OTHER FUNDS	6,900	11,124	0	0	0
10470702 - 445911	TRANSFER TO RADIO COMMUNICATN	42,381	0	0	0	0
10470702 - 446700	EDUCATIONAL SUPPLIES	1,158	473	2,312	2,700	2,700
10470702 - 449900	SMALL CAPITAL ITEMS	27,648	12,296	34,085	80,000	80,000
10470702 - 449910	FIRE PROGRAMAS	0	20,470	15,599	0	0
10470702 - 452000	OTHER EQUIPMENT	830	1,534	3,412	26,000	36,000
10470702 - 455200	VEHICLE LEASE PAYMENT	148,544	149,910	0	0	0
	Total:	**$ 1,315,803**	**$ 1,271,326**	**$ 1,836,399**	**$ 1,537,097**	**$ 2,482,447**
	Division Total:	**$ 16,158,469**	**$ 16,844,341**	**$ 18,169,036**	**$ 18,447,713**	**$ 19,777,504**
	Department Total:	**$ 16,158,469**	**$ 16,844,341**	**$ 18,169,036**	**$ 18,447,713**	**$ 19,777,504**

Authorized Headcount Staffing		2014 Budget	2015 Budget	2016 Budget	2017 Budget	2018 Budget
Management Staff						
	Management Staff FTE's	7	7	7	7	7
Bargaining Staff						
	AFSCME	-	-	-	-	-
	Police					
	Fire	104	104	104	104	104
	Bargaining Staff FTE's	104	104	104	104	104
Total Authorized Headcount		111	111	111	111	111

Fund Name *General Fund* | ***Fund - Division Number*** *10 - 080*

Department Name *Public Works*

Division Name *Public Works Administration*

		2014 Actual	2015 Actual	2016 Actual	2017 Amended Budget	2018 Budget
EXPENDITURES						
DIVISION: PUBLIC WORKS ADMIN (080)						
PERSONNEL SERVICES						
10480801 - 409000	SALARIES	163,815	179,690	174,390	177,607	148,116
10480801 - 410500	PENSION CONTRIBUTION	20,479	22,289	22,433	21,817	22,986
10480801 - 410700	FICA/MEDICARE	12,394	12,994	12,650	13,602	14,331
10480801 - 411100	LIFE INSURANCE	486	527	508	567	594
10480801 - 411200	MEDICAL INSURANCE	27,040	32,745	34,320	36,400	28,600
10480801 - 411500	SERVICE RECOGNITION	145	80	90	200	220
	Total:	**$ 224,359**	**$ 248,325**	**$ 244,391**	**$ 250,193**	**$ 214,847**
OPERATING EXPENSES						
10480802 - 411300	TO EMPL BENEFETS-UNEMPLOYMENT	708	708	120	120	120
10480802 - 420200	PRINTING AND BINDING	264	0	0	0	100
10480802 - 421700	SERV TO MAINT COMM EQUIP	81	20,286	35,856	40,000	40,000
10480802 - 423000	MIS CHARGES	7,518	3	0	0	0
10480802 - 423300	TELEPHONE	1,249	1,168	1,082	1,000	1,500
10480802 - 424000	TRAINING SCHOOL EXPENSES	0	53	233	200	200
10480802 - 424100	CONFERENCES & TRAVEL	259	291	325	325	650
10480802 - 424500	POSTAGE	667	393	1,719	2,500	2,500
10480802 - 424700	COMPUTER SOFTWARE	0	25,000	28,808	29,000	25,000
10480802 - 425300	RECORDING FEES	0	0	0	1,000	500
10480802 - 428000	PROFESSIONAL FEES	29,620	35,242	25,328	35,000	30,000
10480802 - 428400	MEMBERSHIP FEES	646	760	655	700	700
10480802 - 428500	RECEPTION & ENTERTAINMENT	65	370	289	300	400
10480802 - 428800	RENTAL-COPY MACHINE	0	300	1,980	1,950	1,950
10480802 - 430200	PUBLICATIONS	147	174	262	500	500
10480802 - 434000	MINOR EQUIP & TOOLS	0	0	92	100	100
10480802 - 434500	OFFICE SUPPLIES	8,231	6,652	4,770	7,000	6,000
10480802 - 435700	EMPLOYEE RECOG SUPPLIES	832	697	211	400	400
10480802 - 440900	PRINCIPAL PAYMENTS	0	0	110,228	109,612	112,464
10480802 - 441000	INTEREST PAYMENTS	0	0	18,572	18,989	16,137
10480802 - 442300	RISK MANAGEMENT INSURANCE	1,980	1,740	1,128	1,128	780
10480802 - 442600	COLLISION DEDUCTIBLE	2,000	3,000	0	3,000	0
10480802 - 449900	SMALL CAPITAL ITEMS	0	42	0	100	125
10480802 - 449940	LEASE PURCHASE	0	638,855	24,575	0	0
	Total:	**$ 54,266**	**$ 735,733**	**$ 256,231**	**$ 252,924**	**$ 240,126**
	Division Total:	**$ 278,625**	**$ 984,058**	**$ 500,621**	**$ 503,117**	**$ 454,973**

Authorized Headcount Staffing		2014 Budget	2015 Budget	2016 Budget	2017 Budget	2018 Budget
Management Staff						
	Management Staff FTE's	2	2	2	2	2
Bargaining Staff						
	AFSCME					
	Police					
	Fire					
	Bargaining Staff FTE's	-	-	-	-	-
Total Authorized Headcount		2	2	2	2	2

Fund Name	*General Fund*	***Fund - Division Number***	*10 - 082*
Department Name	*Public Works*		
Division Name	*Engineering*		

EXPENDITURES

DIVISION: ENGINEERING (082)

		2014 Actual	2015 Actual	2016 Actual	2017 Amended Budget	2018 Budget
PERSONNEL SERVICES						
10480821 - 409000	SALARIES	623,966	657,514	676,200	780,848	797,396
10480821 - 410100	OVERTIME	9,311	5,521	10,876	10,000	13,000
10480821 - 410500	PENSION CONTRIBUTION	75,777	80,033	86,245	97,873	100,137
10480821 - 410700	FICA/MEDICARE	46,435	49,208	51,061	61,021	62,432
10480821 - 411100	LIFE INSURANCE	1,312	1,344	1,430	1,869	1,902
10480821 - 411200	MEDICAL INSURANCE	139,360	161,660	180,180	218,400	171,600
10480821 - 411500	SERVICE RECOGNITION	4,243	5,073	5,090	6,810	8,715
	Total:	**$ 900,404**	**$ 960,351**	**$ 1,011,082**	**$ 1,176,821**	**$ 1,155,182**
OPERATING EXPENSES						
10480822 - 411300	UNEMPLOYMENT INSURANCE	0	0	660	660	684
10480822 - 411600	EMPLOYEE RELOCATION	564	0	0	0	0
10480822 - 420300	GRAPHIC REPRODUCTIONS	3,932	2,732	5,099	5,000	1,000
10480822 - 421300	SERV-OFFICE EQUIPMENT	0	0	0	100	100
10480822 - 421400	SERVICE- OTHER EQUIP	2,179	2,358	2,384	2,000	2,000
10480822 - 421700	SERV TO MAINT COMM EQUIP	568	310	0	0	0
10480822 - 423000	MIS SERVICES	27,420	0	0	0	0
10480822 - 423300	TELEPHONE	4,038	3,883	4,790	5,100	7,000
10480822 - 424000	TRAINING SCHOOL EXPENSES	1,088	2,191	3,460	5,000	5,000
10480822 - 424100	CONFERENCES & TRAVEL	939	2,820	3,106	3,000	6,000
10480822 - 424300	MOTOR VEHICLE EXPENSES	16,590	8,016	13,404	13,404	33,396
10480822 - 424500	POSTAGE	802	1,970	1,871	2,000	2,000
10480822 - 424700	COMPUTER SOFTWARE	10,416	9,132	9,169	11,500	11,500
10480822 - 427100	TEMP AGENCY SERVICES	5,533	4,774	14,145	14,000	4,000
10480822 - 427500	UTILITY LICENSE	1,084	700	200	2,300	2,300
10480822 - 428000	PROFESSIONAL SERVICES	1,815	3,554	2,775	5,500	8,000
10480822 - 428400	MEMBERSHIP FEES	1,462	2,203	1,409	3,000	3,000
10480822 - 428800	RENTAL - COPY MACHINE	519	379	811	670	1,300
10480822 - 430200	PUBLICATIONS	1,384	1,918	2,963	1,500	1,000
10480822 - 430700	GENERAL SAFETY GEAR	1,183	178	767	800	800
10480822 - 431000	FUEL EXPENSE	6,325	3,680	4,653	4,356	7,054
10480822 - 434000	MINOR EQUIP & TOOLS	2,655	706	2,475	2,000	2,000
10480822 - 442300	RISK MANAGEMENT INSURANCE	48,516	38,256	7,128	7,128	3,948
10480822 - 448200	GRANT EXPENSE	0	0	-88,909	0	0
10480822 - 449900	SMALL CAPITAL ITEMS	841	1,397	0	1,500	1,500
	Total:	**$ 139,853**	**$ 91,157**	**$ -7,640**	**$ 90,518**	**$ 103,582**
	Division Total:	**$ 1,040,257**	**$ 1,051,508**	**$ 1,003,441**	**$ 1,267,339**	**$ 1,258,764**

Authorized Headcount Staffing		2014 Budget	2015 Budget	2016 Budget	2017 Budget	2018 Budget
Management Staff						
	Management Staff FTE's	6	6	6	6	6
Bargaining Staff						
	AFSCME	5	5	5	6	6
	Police					
	Fire					
	Bargaining Staff FTE's	5	5	5	6	6
Total Authorized Headcount		11	11	11	12	12

Fund Name	*General Fund*	***Fund - Division Number***	*10 - 083*
Department Name	*Public Works*		
Division Name	*Municipal Services*		

		2014 Actual	2015 Actual	2016 Actual	2017 Amended Budget	2018 Budget
EXPENDITURES						
DIVISION: MUNICIPAL SERVICES (083)						
	PERSONNEL SERVICES					
10480831 - 409000	SALARIES	2,175,162	2,311,652	2,026,835	2,514,359	2,449,037
10480831 - 410100	OVERTIME	222,108	142,621	112,861	150,000	150,000
10480831 - 410200	TEMPORARY SALARIES	1,724	498	1,134	500	0
10480831 - 410500	PENSION CONTRIBUTION	297,081	302,715	284,574	331,037	324,170
10480831 - 410700	FICA/MEDICARE	180,774	184,867	160,977	206,431	202,147
10480831 - 411100	LIFE INSURANCE	3,829	3,987	3,659	5,007	4,569
10480831 - 411200	MEDICAL INSURANCE	603,664	714,545	729,126	891,800	643,500
10480831 - 411220	VSP INSURANCE PREMIUMS	13,200	7,200	3,000	0	0
10480831 - 411500	SERVICE RECOGNITION	14,777	17,608	14,794	33,580	42,940
	Total:	**$ 3,512,318**	**$ 3,685,693**	**$ 3,336,960**	**$ 4,132,714**	**$ 3,816,363**
	OPERATING EXPENSES					
10480832 - 411300	TO EMPL BENEFETS-UNEMPLOYMENT	8,740	6,660	2,952	2,952	2,844
10480832 - 423000	MIS SERVICES	11,406	0	0	0	0
10480832 - 423100	ELECTRICITY	45,052	46,238	46,435	47,700	54,000
10480832 - 423200	NATURAL GAS	9,979	7,113	6,283	7,700	9,702
10480832 - 423300	TELEPHONE	13,711	15,812	16,131	15,300	15,750
10480832 - 423400	WATER	731	876	0	0	0
10480832 - 423903	MISCELLANEOUS EXPENSE	20,000	45	0	0	0
10480832 - 424300	MOTOR VEHICLE EXPENSES	850	876	4,392	4,392	996
10480832 - 426500	MEDICAL EXPENSES	0	0	0	600	600
10480832 - 426900	WEATHER SERVICES	4,190	4,290	4,225	4,410	4,500
10480832 - 427100	TEMPORARY AGENCY FEES	155,278	139,618	288,343	171,030	170,000
10480832 - 428800	RENTAL-COPY MACHINE	313	385	1,423	1,500	1,500
10480832 - 431000	GASOLINE	1,000	599	577	614	665
10480832 - 442300	RISK MANAGEMENT INSURANCE	991,488	740,892	363,912	363,912	596,628
	Total:	**$ 1,262,739**	**$ 963,404**	**$ 734,673**	**$ 620,110**	**$ 857,185**
	Division Total:	**$ 4,775,057**	**$ 4,649,097**	**$ 4,071,632**	**$ 4,752,824**	**$ 4,673,548**

Authorized Headcount Staffing		2014 Budget	2015 Budget	2016 Budget	2017 Budget	2018 Budget
Management Staff						
	Management Staff FTE's	10	10	10	9	9
Bargaining Staff						
	AFSCME	39	39	39	41	41
	Police					
	Fire					
	Bargaining Staff FTE's	39	39	39	41	41
Total Authorized Headcount		49	49	49	50	50

Fund Name *General Fund* | ***Fund - Division Number*** *10 - 084*

Department Name *Public Works*

Division Name *Streets*

EXPENDITURES

DIVISION: STREETS (084)

	OPERATING EXPENSES	***2014 Actual***	***2015 Actual***	***2016 Actual***	***2017 Amended Budget***	***2018 Budget***
10480842 - 420200	PRINTING AND BINDING	245	733	0	500	500
10480842 - 421400	SERVICE- OTHER EQUIP	370	2,326	810	2,000	2,000
10480842 - 421700	SERV TO MAINT COMM EQUIP	1,431	781	0	0	0
10480842 - 422000	SERV- PUMPING STATIONS	0	13,029	1,800	0	0
10480842 - 423000	MIS SERVICES	3,996	0	0	0	0
10480842 - 424000	TRAINING SCHOOL EXPENSES	0	0	0	1,000	900
10480842 - 424100	CONFERENCES & TRAVEL	583	483	497	1,500	1,500
10480842 - 424300	MOTOR VEHICLE EXPENSES	452,630	663,816	682,800	682,800	501,948
10480842 - 424500	POSTAGE	44	122	67	100	100
10480842 - 426400	LANDFILL SERVICES	158,421	165,870	192,584	180,000	180,000
10480842 - 428400	MEMBERSHIP FEES	870	280	910	1,000	1,000
10480842 - 428800	RENTAL - COPY MACHINE	28	0	0	0	0
10480842 - 428900	RENTAL - EQUIPMENT	0	60	0	1,000	1,000
10480842 - 430200	PUBLICATIONS	262	262	262	300	300
10480842 - 430700	GENERAL SAFETY GEAR	3,298	2,659	2,274	4,000	4,000
10480842 - 430800	PERSONAL SAFETY GEAR	3,247	3,876	3,576	3,800	3,800
10480842 - 430900	CHEMICALS	88	617	714	1,000	1,000
10480842 - 431000	FUEL EXPENSE	180,263	87,145	75,909	90,916	100,769
10480842 - 432200	MAT FOR STREETS & ALLEYS	141,452	90,069	95,198	130,000	100,000
10480842 - 432300	MATERIAL FOR CULVERTS	8,608	5,188	7,560	0	0
10480842 - 432400	MATERIALS - SEWERS	15,031	8,354	21,320	0	0
10480842 - 432600	MATERIAL FOR SIDEWALKS	15,542	3,646	8,405	20,000	5,000
10480842 - 432800	MATERIALS - EQUIPMENT	541	23	732	500	500
10480842 - 434000	MINOR EQUIP & TOOLS	6,219	6,230	6,537	10,000	10,000
10480842 - 434600	TRAINING & TESTING SUPPLY	35	0	0	300	300
10480842 - 435800	MAT FOR SNOW & ICE	141,497	11,656	14,479	15,000	15,000
10480842 - 436000	TRAFFIC CONTROL SUPPLIES	3,383	3,382	3,750	4,000	4,000
10480842 - 449900	SMALL CAPITAL ITEMS	2,113	5,787	4,571	10,000	10,000
	Total:	**$ 1,140,198**	**$ 1,076,393**	**$ 1,124,756**	**$ 1,159,716**	**$ 943,617**
	Division Total:	**$ 1,140,198**	**$ 1,076,393**	**$ 1,124,756**	**$ 1,159,716**	**$ 943,617**

Fund Name	*General Fund*	***Fund - Division Number***	*10 - 086*
Department Name	*Public Works*		
Division Name	*Traffic & Parking*		

EXPENDITURES

DIVISION: TRAFFIC & PARKING (086)

		2014 Actual	2015 Actual	2016 Actual	2017 Amended Budget	2018 Budget
	OPERATING EXPENSES					
10480862 - 420900	SERV - CENTRAL PARK	718	7,181	40,719	6,000	13,500
10480862 - 421000	SERVICE TO MAINT BUILDINGS	798	278	4,381	3,000	2,000
10480862 - 421400	SERVICE- OTHER EQUIP	1,616	2,365	3,448	11,000	9,000
10480862 - 421700	SERV TO MAINT COMM EQUIP	1,376	750	0	0	0
10480862 - 422100	SERV - STREET LIGHTING	6,908	11,847	19,696	15,000	15,000
10480862 - 422200	SERV - TRAFFIC EQUIP	7,200	17,445	9,835	15,000	15,000
10480862 - 423000	MIS SERVICES	12,990	0	0	0	0
10480862 - 423500	ELECTRICITY-STREET LIGHTS	1,327,340	1,317,825	1,333,472	1,448,873	1,506,000
10480862 - 423600	ELECTRICITY-TRAFFIC LIGHTS	94,965	105,146	121,050	123,206	142,900
10480862 - 423900	BANKING SERVICES	345	0	0	0	0
10480862 - 424000	TRAINING SCHOOL EXPENSES	1,087	4,300	4,592	4,000	2,000
10480862 - 424100	CONFERENCES & TRAVEL	0	0	0	900	0
10480862 - 424300	MOTOR VEHICLE EXPENSES	35,360	78,132	80,138	80,148	73,416
10480862 - 424500	POSTAGE	3,634	2,636	1,289	2,500	1,000
10480862 - 424700	COMPUTER SOFTWARE	13,500	19,480	1,088	7,568	0
10480862 - 427100	TEMP AGENCY SERVICES	18,781	27,734	27,835	20,000	0
10480862 - 428400	MEMBERSHIP FEES	562	275	230	1,000	1,000
10480862 - 430200	PUBLICATIONS	1,053	0	151	0	0
10480862 - 430400	CLOTHING	970	255	0	0	0
10480862 - 430800	PERSONAL SAFETY GEAR	1,281	1,255	1,442	1,500	1,500
10480862 - 431000	FUEL EXPENSE	22,806	15,637	9,133	11,704	11,113
10480862 - 431200	JANITORIAL SUPPLIES	351	121	410	300	300
10480862 - 432000	MATERIALS - BUILDINGS	3,498	3,267	1,290	3,000	3,000
10480862 - 432100	MATERIAL FOR SIGNS	71,386	49,416	30,290	60,000	55,000
10480862 - 432500	MATERIAL - CENTRAL PARK	7,377	2,536	5,803	5,000	5,000
10480862 - 432710	MATERIAL TRAFFIC SIGNALS	49,369	102,651	69,309	70,000	70,000
10480862 - 432720	MATERIALS - ADOPT A STREET	1,105	334	1,095	1,500	1,500
10480862 - 432800	MATERIALS - EQUIPMENT	982	430	580	1,000	1,000
10480862 - 432900	MATERIAL - STREET LIGHTS	18,711	20,188	18,005	20,000	20,000
10480862 - 433000	MATERIAL- SIRENS	31,372	28,375	33,207	38,000	25,000
10480862 - 434000	MINOR EQUIP & TOOLS	2,608	2,975	5,807	3,000	4,000
10480862 - 436500	COMPUTER FORMS/ SUPPLIES	1,200	2,408	445	0	0
10480862 - 440504	GARAGE C DISPLACEMENT REBATE	0	0	0	0	0
10480862 - 440900	PRINCIPAL PAYMENTS	0	0	3,318	2,658	3,342
10480862 - 441000	INTEREST PAYMENTS	0	0	2,977	2,163	2,060
10480862 - 445900	REIMBURSEMENT TO OTHER FUNDS	3,005	4,776	0	0	0
10480862 - 449900	SMALL CAPITAL ITEMS	6,486	1,614	3,793	5,000	4,000
10480862 - 455200	VEHICLE LEASE PAYMENT	4,916	6,554	6,554	6,555	6,555
	Total:	$ 1,755,654	$ 1,838,187	$ 1,841,382	$ 1,969,575	$ 1,994,186
	Division Total:	**$ 1,755,654**	**$ 1,838,187**	**$ 1,841,382**	**$ 1,969,575**	**$ 1,994,186**

Fund Name	*General Fund*	***Fund - Division Number***	*10 - 088*
Department Name	*Public Works*		
Division Name	*Urban Forestry*		

EXPENDITURES

DIVISION: URBAN FORESTRY (088)

		2014 Actual	2015 Actual	2016 Actual	2017 Amended Budget	2018 Budget
OPERATING EXPENSES						
10480882 - 420200	PRINTING AND BINDING	0	0	0	50	50
10480882 - 420400	HAZARDOUS TREE REMOVAL	22,380	61,835	30,720	90,000	125,000
10480882 - 420800	LANDSCAPE WASTE	0	0	19,800	16,500	10,000
10480882 - 420900	SERV- CENTRAL PARK	0	0	0	0	0
10480882 - 421000	SERVICE TO MAINT BUILDINGS	20,385	31,101	36,551	30,000	30,000
10480882 - 421400	SERVICE- OTHER EQUIP	3,854	2,446	3,551	3,000	3,000
10480882 - 421700	SERV TO MAINT COMM EQUIP	487	266	0	0	0
10480882 - 424000	TRAINING SCHOOL EXPENSES	2,571	148	1,104	2,000	500
10480882 - 424300	MOTOR VEHICLE EXPENSES	218,270	164,280	160,272	160,272	186,756
10480882 - 424500	POSTAGE	11	42	23	50	100
10480882 - 426700	PEST CONTROL	289	210	210	300	300
10480882 - 427800	TREE REPLACEMENT	780	0	80	2,250	500
10480882 - 428060	JANITORIAL SERVICES	0	34,300	43,020	42,840	44,400
10480882 - 428400	MEMBERSHIP FEES	380	560	580	500	500
10480882 - 429900	CONTRACTUAL SERVICES	92,009	78,262	44,549	50,000	50,000
10480882 - 430200	PUBLICATIONS	120	0	0	0	0
10480882 - 430300	HORTICULTURAL SUPPLIES	145	0	104	300	300
10480882 - 430700	GENERAL SAFETY GEAR	455	453	696	1,000	1,000
10480882 - 430800	PERSONAL SAFETY GEAR	500	622	868	1,500	1,500
10480882 - 430900	CHEMICALS	868	504	1,686	1,000	1,000
10480882 - 431000	FUEL EXPENSE	55,986	31,113	22,095	27,287	32,831
10480882 - 431200	JANITORIAL SUPPLIES	1,586	5,404	5,152	5,000	5,000
10480882 - 432000	MATERIALS - BUILDINGS	4,735	5,349	6,433	3,400	3,400
10480882 - 432500	MATERIAL FOR CENTRAL PK	44	0	0	0	0
10480882 - 432800	MATERIALS - EQUIPMENT	4,670	5,398	5,413	6,000	6,000
10480882 - 434000	MINOR EQUIP & TOOLS	2,453	2,964	4,789	3,000	3,000
10480882 - 449900	SMALL CAPITAL ITEMS	9,700	4,994	14,580	10,000	5,000
	Total:	**$ 442,678**	**$ 430,250**	**$ 402,276**	**$ 456,249**	**$ 510,137**
	Division Total:	**$ 442,678**	**$ 430,250**	**$ 402,276**	**$ 456,249**	**$ 510,137**
	Department Total:	**$ 9,432,470**	**$ 10,029,494**	**$ 8,944,109**	**$ 10,108,820**	**$ 9,835,225**
	Fund Expense Total:	**$ 58,982,087**	**$ 63,254,448**	**$ 63,251,718**	**$ 67,100,000**	**$ 67,995,000**
	Surplus / (Deficit)	$ 914,954	$ (1,202,676)	$ 1,801,076	$ 400,000	$ (3,195,000)
	Beginning Cash Balance	**$ 2,159,599**	**$ 3,402,410**	**$ 2,183,942**	**$ 4,112,079**	**$ 4,850,000**
	Balance Sheet Adjustments	**$ 327,857**	**$ (15,792)**	**$ 127,061**	**$ 337,921**	
	Ending Cash Balance	**$ 3,402,410**	**$ 2,183,942**	**$ 4,112,079**	**$ 4,850,000**	**$ 1,655,000**

Fund Name	*Economic Development*	***Fund Number***	*12*
Fund Description & Purpose	*Primary city fund supporting Economic Development initiatives.*		

	(Whole $) Description	2014 Actual	2015 Actual	2016 Actual	2017 Amended Budget	2018 Budget
REVENUE						
	INTERGOV REVENUES					
1243120 - 302111	IDOT - CORRIDOR GRANT	0	18,440	0	468,000	24,000
	INVESTMENTS					
1243120 - 307101	INTEREST INCOME	65	68	71	0	0
1243120 - 307141	INVESTMENT INCOME	0	14	544	0	0
	Total:	**$ 65**	**$ 82**	**$ 615**	**$ 0**	**$ 0**
	OTHER INCOME					
1243120 - 303510	ELECTRIC AGGREGATION ADMIN FEE	111,409	102,647	99,254	0	100,000
1243120 - 308802	SALE OF CITY PROPERTY	39,147	0	0	0	0
1243120 - 308899	MISCELLANEOUS INCOME	5,000	26,293	5,650	0	0
	Total:	**$ 155,555**	**$ 128,939**	**$ 104,904**	**$ 0**	**$ 100,000**
	TAXES					
1243120 - 301210	VIDEO GAMING TAX	0	125,432	167,412	0	200,000
	Fund Revenue Total:	**$ 155,620**	**$ 272,893**	**$ 272,931**	**$ 468,000**	**$ 324,000**
EXPENDITURES						
DIVISION: ECONOMIC DEVELOPMENT (120)						
	OPERATING EXPENSES					
12431202 - 424800	DEMOLITION & REMOVAL	0	0	85	0	0
12431202 - 428000	PROFESSIONAL SERVICES	19,467	41,765	63,992	585,000	106,000
12431202 - 429800	COMMUNITY INVESTMENT CORP	70,000	70,000	70,000	70,000	70,000
12431202 - 440200	MACON COUNTY ESDA	10,000	10,000	10,000	10,000	10,000
12431202 - 440507	HAMPTON INN REBATE	0	0	0	0	89,000
12431202 - 440508	HOLIDAY INN REBATE	0	0	0	0	22,000
12431202 - 440509	FIRST TECH REBATE	0	0	0	0	5,600
12431202 - 441720	HASC EXPENSES	764	1,050	283	3,500	3,500
12431202 - 441721	AMPITHEATER CONTRIBUTION	0	0	0	0	180,000
12431202 - 443400	ECONOMIC DEVELOPMENT	42,746	98,877	25,353	60,000	67,400
	Total:	**$ 142,977**	**$ 221,692**	**$ 169,713**	**$ 728,500**	**$ 553,500**
	Fund Expense Total:	**$ 142,977**	**$ 221,692**	**$ 169,713**	**$ 728,500**	**$ 553,500**
	Surplus / (Deficit)	**$ 12,643**	**$ 51,201**	**$ 103,219**	**$ (260,500)**	**$ (229,500)**
	Beginning Cash Balance	**$ 171,247**	**$ 183,890**	**$ 235,091**	**$ 338,310**	**$ 229,500**
	Balance Sheet Adjustments				**$ 151,690**	
	Ending Cash Balance	**$ 183,890**	**$ 235,091**	**$ 338,310**	**$ 229,500**	**$ 0**

Fund Name	*HOME Programs*	***Fund Number***	*17*

Fund Description & Purpose

Accounts for federal funds used in a revolving loan program for subsidizing the purchase by first time buyers of homes within designated areas of the City.

	(Whole $) Description	2014 Actual	2015 Actual	2016 Actual	2017 Amended Budget	2018 Budget
REVENUE						
	INTERGOV REVENUES					
1745170 - 302106	FEDERAL GRANTS	644,687	203,127	340,084	743,419	790,899
	OTHER INCOME					
1745170 - 307101	INTEREST INCOME	107	82	75	0	0
1745170 - 309992	LOAN REPAYMENT	48,458	59,542	45,481	56,214	50,000
	Total:	$ 48,564	$ 59,625	$ 45,556	$ 56,214	$ 50,000
	Fund Revenue Total:	$ 693,251	$ 262,751	$ 385,640	$ 799,633	$ 840,899
EXPENDITURES						
DIVISION: HOME PROGRAM (170)						
	OPERATING EXPENSES					
17451702 - 420100	ADVERTISING	148	27	297	500	500
17451702 - 423300	TELEPHONE	85	0	0	0	0
17451702 - 424000	TRAINING SCHOOL EXPENSES	0	448	899	3,016	1,000
17451702 - 424500	POSTAGE	133	195	176	500	500
17451702 - 424600	LEGAL SERVICES	0	0	0	2,000	0
17451702 - 428000	PROFESSIONAL SERVICES	1,535	1,950	0	2,000	0
17451702 - 429900	CONTRACTUAL SERVICES	0	1,005	2,048	4,000	4,000
17451702 - 434500	OFFICE SUPPLIES	0	0	0	3,000	0
17451702 - 441500	GENERAL FUND REIMBURSEMENT	67,575	33,490	68,396	99,105	100,191
17451702 - 449200	TAX & INSURANCE PAYMENTS	165	168	171	500	500
	Total:	$ 69,641	$ 37,283	$ 71,986	$ 114,621	$ 106,691
	GRANT PROJECTS					
17451707 - 491200	CHDO OPERATING	0	0	0	0	0
17451707 - 491700	CHDO SET ASIDE	0	0	0	111,512	190,048
	Total:	$ 0	$ 0	$ 0	$ 111,512	$ 190,048
	Division Total:	$ 69,641	$ 37,283	$ 71,986	$ 226,133	$ 296,739
DIVISION: PROGRAM DELIVERY COSTS (171)						
	GRANT PROJECTS					
17451717 - 470100	PURCHASE AND ASSIST	0	0	0	0	0
17451717 - 491250	RESIDENTIAL REHAB	662,480	192,504	494,453	213,430	384,090
17451717 - 492000	SUPPORTIVE HOUSING	0	0	0	200,000	0
17451717 - 492500	1ST HOMEBUYER PROGRAM	0	0	0	160,070	160,070
17451717 - 492700	REHAB PROGRAMS	0	0	750	0	0
	Total:	$ 662,480	$ 192,504	$ 495,203	$ 573,500	$ 544,160
	Division Total:	$ 662,480	$ 192,504	$ 495,203	$ 573,500	$ 544,160
	Fund Expense Total:	$ 732,121	$ 229,787	$ 567,190	$ 799,633	$ 840,899
	Surplus / (Deficit)	$ (38,870)	$ 32,964	$ (181,549)	$ -	$ -
	Beginning Cash Balance	$ 223,094	$ 184,224	$ 217,188	$ 35,639	$ -
	Balance Sheet Adjustments				$ (35,639)	
	Ending Cash Balance	$ 184,224	$ 217,188	$ 35,639	$ -	$ -

Fund Name	*Community Development Block Grant (CDBG)*	***Fund Number***	*18*

Fund Description & Purpose

Accounts for entitlement revenues from the United States Department of Housing and Urban Development ("HUD") and designated expenditures for housing and neighborhood revitalization, public facilities improvement and economic development.

	(Whole $) Description	2014 Actual	2015 Actual	2016 Actual	2017 Amended Budget	2018 Budget
REVENUE						
	INTERGOV REVENUES					
1845180 - 302106	FEDERAL GRANTS	1,183,946	756,782	903,622	2,635,814	1,896,219
	TRANSFERS FROM					
1845180 - 306744	DCDF PROGRAM INCOME	708	4,084	488	700	700
	OTHER INCOME					
1845180 - 308807	DEMOLITION PAYMENTS	0	490	360	0	0
	Fund Revenue Total:	**$ 1,184,654**	**$ 761,357**	**$ 904,469**	**$ 2,636,514**	**$ 1,896,919**
EXPENDITURES						
DIVISION: PROJECTS (181)						
	OPERATING EXPENSES					
18451812 - 431000	FUEL EXPENSE	2,294	0	0	0	0
18451812 - 441500	GENERAL FUND REIMBURSEMENT	17,329	129,306	210,869	212,670	226,860
	Total:	**$ 19,623**	**$ 129,306**	**$ 210,869**	**$ 212,670**	**$ 226,860**
	GRANT PROJECTS					
18451817 - 471000	PUBLIC IMPROVEMENTS	0	0	0	0	0
18451817 - 471500	PUBLIC SERVICES	851	2,019	0	200,000	200,000
18451817 - 471900	DEMOLITIONS	612,235	137,765	0	0	0
18451817 - 489060	SIDEWALKS	0	0	0	636,293	481,517
	Total:	**$ 613,086**	**$ 139,784**	**$ 0**	**$ 836,293**	**$ 681,517**
	Division Total:	**$ 632,709**	**$ 269,090**	**$ 210,869**	**$ 1,048,963**	**$ 908,377**
DIVISION: REHAB PROJECTS (183)						
	OPERATING EXPENSES					
18451832 - 423300	TELEPHONE	1,630	706	751	2,500	500
18451832 - 424000	TRAINING SCHOOL EXPENSES	765	0	2,230	2,500	6,119
18451832 - 424100	CONFERENCES & TRAVEL	0	0	0	300	3,300
18451832 - 424500	POSTAGE	286	101	120	200	200
18451832 - 424600	LEGAL SERVICES	0	0	100	0	5,000
18451832 - 428400	MEMBERSHIP FEES	150	0	0	200	5,000
18451832 - 429900	CONTRACTUAL SERVICES	0	1,005	5,285	16,000	25,000
18451832 - 431000	FUEL EXPENSE	966	0	0	0	0
18451832 - 434500	OFFICE SUPPLIES	0	0	0	200	12,000
18451832 - 441500	GENERAL FUND REIMBURSEMENT	181,538	74,683	47,533	44,800	46,294
	Total:	**$ 185,334**	**$ 76,495**	**$ 56,019**	**$ 66,700**	**$ 103,413**
	GRANT PROJECTS					
18451837 - 470600	EMERGENCY PROGRAM	9,393	26,841	64,888	60,002	55,002
18451837 - 470700	RAMP PROGRAM	0	29,785	0	0	0
18451837 - 492700	REHAB PROJECTS	0	0	217,639	1,040,148	390,693
	Total:	**$ 9,393**	**$ 56,626**	**$ 282,527**	**$ 1,100,150**	**$ 445,695**
	Division Total:	**$ 194,727**	**$ 133,121**	**$ 338,546**	**$ 1,166,850**	**$ 549,108**

Fund Name	*Community Development Block Grant (CDBG)*	***Fund Number***	*18*

(Whole $) ***Description***	***2014 Actual***	***2015 Actual***	***2016 Actual***	***2017 Amended Budget***	***2018 Budget***
EXPENDITURES					
DIVISION: ADMINISTRATION (184)					
OPERATING EXPENSES					
18451842 - 420100 ADVERTISING	366	407	386	6,500	5,000
18451842 - 423300 TELEPHONE	552	460	598	1,000	1,000
18451842 - 423800 AUDITING SERVICES	0	0	0	2,500	0
18451842 - 424000 TRAINING SCHOOL EXPENSES	1,868	2,186	421	7,134	7,000
18451842 - 424100 CONFERENCES & TRAVEL	1,013	0	0	6,000	5,000
18451842 - 424500 POSTAGE	514	228	327	2,000	2,000
18451842 - 427100 TEMPORARY AGENCY FEES	0	0	0	15,000	15,000
18451842 - 428000 PROFESSIONAL SERVICES	5,202	7,314	394	15,000	20,000
18451842 - 428400 MEMBERSHIP FEES	325	0	0	3,000	6,000
18451842 - 428800 RENTAL - COPY MACHINE	50	0	0	0	0
18451842 - 429900 CONTRACTUAL SERVICES	0	2,795	1,228	18,000	21,000
18451842 - 430200 PUBLICATIONS	882	0	408	300	2,000
18451842 - 431000 FUEL EXPENSE	307	0	0	129	111
18451842 - 434500 OFFICE SUPPLIES	0	0	414	6,500	6,230
18451842 - 440900 PRICIPAL PAYMENTS	0	0	180,000	180,000	190,000
18451842 - 441500 GENERAL FUND REIMBURSEMENT	167,922	175,919	170,324	116,959	120,093
18451842 - 444100 DEBT SERVICE FUNDING	170,000	175,000	0	0	0
18451842 - 449900 SMALL CAPITAL ITEMS	0	4,252	608	37,000	39,000
Total:	**$ 349,002**	**$ 368,561**	**$ 355,107**	**$ 417,022**	**$ 439,434**
Division Total:	**$ 349,002**	**$ 368,561**	**$ 355,107**	**$ 417,022**	**$ 439,434**
Fund Expense Total:	**$ 1,176,438**	**$ 770,772**	**$ 904,522**	**$ 2,632,835**	**$ 1,896,919**
Surplus / (Deficit)	**$ 8,217**	**$ (9,415)**	**$ (53)**	**$ 3,679**	**$ 0**
Beginning Cash Balance	**$ 1,985**	**$ 10,202**	**$ 786**	**$ 734**	**$ 3,627**
Balance Sheet Adjustments				**$ (786)**	
Ending Cash Balance	**$ 10,202**	**$ 786**	**$ 734**	**$ 3,627**	**$ 3,627**

City of Decatur, Illinois
2018 Budget
Fund Statement of Activity

Fund Name	*TIF Olde Towne*	***Fund Number***	*19*
Fund Description & Purpose	*Accounts for tax increment financing project activities for capital improvements in the Olde Towne TIF District.*		

	(Whole $) Description	*2014 Actual*	*2015 Actual*	*2016 Actual*	*2017 Amended Budget*	*2018 Budget*
REVENUE						
	INVESTMENTS					
1945190 - 307101	INTEREST INCOME	37	15	82	0	0
1945190 - 307141	INVESTMENT INCOME	0	0	605	0	0
	Total:	**$ 37**	**$ 15**	**$ 686**	**$ 0**	**$ 0**
	TAXES					
1945190 - 301103	REAL ESTATE TAXES	987,736	925,769	972,670	1,023,750	1,085,400
	TRANSFERS FROM					
1945190 - 306700	TRANSFER FROM OTHER FUNDS	0	0	18,000	0	86,487
	Fund Revenue Total:	**$ 987,772**	**$ 925,784**	**$ 991,356**	**$ 1,023,750**	**$ 1,171,887**
EXPENDITURES						
DIVISION: OLDE TOWNE TIF (190)						
	OPERATING EXPENSES					
19451902 - 440002	PAYMENT TO DEVELOPER	87,496	84,871	30,501	20,000	12,600
19451902 - 440900	PRINCIPAL PAYMENTS	0	0	568,400	586,770	613,500
19451902 - 440100	INTEREST PAYMENTS	0	0	304,296	410,117	517,490
19451902 - 444100	DEBT SERVICE FUNDING	961,286	861,521	84,698	0	0
	Total:	**$ 1,048,782**	**$ 946,392**	**$ 987,894**	**$ 1,016,887**	**$ 1,143,590**
	Fund Expense Total:	**$ 1,048,782**	**$ 946,392**	**$ 987,894**	**$ 1,016,887**	**$ 1,143,590**
	Surplus / (Deficit)	**$ (61,010)**	**$ (20,609)**	**$ 3,462**	**$ 6,863**	**$ 28,297**
	Beginning Cash Balance	**$ 81,975**	**$ 20,965**	**$ 357**	**$ 3,819**	**$ 9,705**
	Balance Sheet Adjustments				**$ (977)**	
	Ending Cash Balance	**$ 20,965**	**$ 357**	**$ 3,819**	**$ 9,705**	**$ 38,002**

Fund Name	*TIF Southeast Plaza*	***Fund Number***	*20*

Fund Description & Purpose

Accounts for tax increment financing project activities for capital improvements in the Southeast Plaza TIF District.

(Whole $)						
	Description	***2014 Actual***	***2015 Actual***	***2016 Actual***	***2017 Amended Budget***	***2018 Budget***
REVENUE						
	INVESTMENTS					
2043200 - 307101	INTEREST INCOME	112	128	101	0	0
2043200 - 307141	INVESTMENT INCOME	0	39	719	0	0
	Total:	**$ 112**	**$ 167**	**$ 821**	**$ 0**	**$ 0**
	TAXES					
2043200 - 301103	REAL ESTATE TAXES	294,588	298,024	312,086	316,200	329,100
2043200 - 301201	STATE SALES TAX	46,755	44,836	50,041	50,200	50,200
2043200 - 301205	LOCAL SALES TAX	57,807	52,807	62,448	62,600	62,600
	Total:	**$ 399,150**	**$ 395,667**	**$ 424,575**	**$ 429,000**	**$ 441,900**
	Fund Revenue Total:	**$ 399,262**	**$ 395,834**	**$ 425,395**	**$ 429,000**	**$ 441,900**
EXPENDITURES						
DIVISION: SE PLAZA TIF (200)						
	OPERATING EXPENSES					
20432002 - 440002	PAYMENT TO DEVELOPER	0	360,089	464,055	550,000	550,000
	Total:	**$ 0**	**$ 360,089**	**$ 464,055**	**$ 550,000**	**$ 550,000**
	Fund Expense Total:	**$ 0**	**$ 360,089**	**$ 464,055**	**$ 550,000**	**$ 550,000**
	Surplus / (Deficit)	**$ 399,262**	**$ 35,745**	**$ (38,660)**	**$ (121,000)**	**$ (108,100)**
	Beginning Cash Balance	**$ 135,429**	**$ 534,692**	**$ 570,437**	**$ 531,777**	**$ 353,340**
	Balance Sheet Adjustments				**$ (57,437)**	
	Ending Cash Balance	**$ 534,692**	**$ 570,437**	**$ 531,777**	**$ 353,340**	**$ 245,240**

Fund Name	*TIF Wabash Crossing*	***Fund Number***	*21*

Fund Description & Purpose

Accounts for tax increment financing project activities for capital improvements in the Wabash Crossing TIF District.

(Whole $)						
	Description	***2014 Actual***	***2015 Actual***	***2016 Actual***	***2017 Amended Budget***	***2018 Budget***
REVENUE						
	INVESTMENTS					
2143210 - 307101	INTEREST INCOME	12	13	30	0	0
2143210 - 307141	INVESTMENT INCOME	0	3	240	0	0
	Total:	**$ 12**	**$ 16**	**$ 270**	**$ 0**	**$ 0**
	TAXES					
2143210 - 301103	REAL ESTATE TAXES	179,676	199,936	212,384	215,000	232,000
	Fund Revenue Total:	**$ 179,688**	**$ 199,952**	**$ 212,654**	**$ 215,000**	**$ 232,000**
EXPENDITURES						
DIVISION: WABASH CROSSING TIF (210)						
	OPERATING EXPENSES					
21432102 - 440900	PRINCIPAL PAYMENTS	0	0	0	51,250	117,500
21432102 - 441000	INTEREST PAYMENTS	0	0	0	114,119	106,060
21432102 - 444100	DEBT SERVICE FUNDING	170,700	151,578	0	0	0
21432102 - 445906	TAXING DISTRICT REIMBURSEMENT	5,478	35,821	73,042	40,000	43,200
	Total:	**$ 176,178**	**$ 187,399**	**$ 73,042**	**$ 205,369**	**$ 266,760**
	Fund Expense Total:	**$ 176,178**	**$ 187,399**	**$ 73,042**	**$ 205,369**	**$ 266,760**
	Surplus / (Deficit)	**$ 3,510**	**$ 12,553**	**$ 139,612**	**$ 9,631**	**$ (34,760)**
	Beginning Cash Balance	**$ 23,765**	**$ 27,275**	**$ 39,828**	**$ 179,440**	**$ 201,842**
	Balance Sheet Adjustments				**$ 12,771**	
	Ending Cash Balance	**$ 27,275**	**$ 39,828**	**$ 179,440**	**$ 201,842**	**$ 167,082**

Fund Name	*Decatur Urban Area Transit Study (DUATS)*	***Fund Number***	*22*

Fund Description & Purpose

Account for State of Illinois grant revenues for the purpose of conducting ongoing urban area transit studies in the greater Decatur and Macon County area of mass transit service.

	(Whole $) Description	2014 Actual	2015 Actual	2016 Actual	2017 Amended Budget	2018 Budget
REVENUE						
	INTERGOV REVENUES					
2245220 - 302106	FEDERAL GRANTS	127,510	308,046	151,103	208,000	208,000
2245220 - 302107	STATE GRANTS OR OTHER	12,360	82,598	115,245	52,000	52,000
	Total:	$ 139,871	$ 390,644	$ 266,348	$ 260,000	$ 260,000
	INVESTMENTS					
2245220 - 307101	INTEREST INCOME	47	20	28	0	0
2245220 - 307141	INVESTMENT INCOME	0	8	219	0	0
	Total:	$ 47	$ 28	$ 247	$ 0	$ 0
	Fund Revenue Total:	$ 139,917	$ 390,671	$ 266,595	$ 260,000	$ 260,000
EXPENDITURES						
DIVISION: DUATS (220)						
	OPERATING EXPENSES					
22452202 - 408899	MISC EXPENSE	10,358	66,192	8,917	0	5,000
22452202 - 425000	GENERAL FUND REIMBURSEMENT	218,358	163,310	235,415	150,000	150,000
22452202 - 428000	PROFESSIONAL SERVICES	60,729	1,313	0	30,000	30,000
22452202 - 445908	MASS TRANSIT REIMBURSEMENT	44,978	60,435	71,243	50,000	55,000
22452202 - 449900	SMALL CAPITAL ITEMS	0	0	770	20,000	10,000
22452202 - 449902	DISPARITY AGREEMENT	0	1,129	0	10,000	10,000
	Total:	$ 334,423	$ 292,378	$ 316,345	$ 260,000	$ 260,000
	Fund Expense Total:	$ 334,423	$ 292,378	$ 316,345	$ 260,000	$ 260,000
	Surplus / (Deficit)	$ (194,506)	$ 98,293	$ (49,749)	$ 0	$ 0
	Beginning Cash Balance	$ 205,740	$ 11,235	$ 109,528	$ 59,778	$ 10,250
	Balance Sheet Adjustments				$ (49,528)	
	Ending Cash Balance	$ 11,235	$ 109,528	$ 59,778	$ 10,250	$ 10,250

Fund Name	*TIF Eastgate*	***Fund Number***	*23*

Fund Description & Purpose

Accounts for tax increment financing project activities for capital improvements in the Eastgate TIF District.

	(Whole $) Description	*2014 Actual*	*2015 Actual*	*2016 Actual*	*2017 Amended Budget*	*2018 Budget*
REVENUE						
	INVESTMENTS					
2343230 - 307101	INTEREST INCOME	16	22	11	0	0
2343230 - 307141	INVESTMENT INCOME	0	2	95	0	0
	Total:	**$ 16**	**$ 24**	**$ 105**	**$ 0**	**$ 0**
	TAXES					
2343230 - 301103	REAL ESTATE TAXES	85,912	86,997	91,122	92,700	96,250
2343230 - 301201	STATE SALES TAXES	76,849	81,988	86,222	90,400	90,400
2343230 - 301203	FOOD & BEVERAGE TAX	7,737	7,069	6,852	7,500	7,500
2343230 - 301205	LOCAL SALES TAX	110,691	119,337	123,862	129,400	129,400
	Total:	**$ 281,190**	**$ 295,391**	**$ 308,059**	**$ 320,000**	**$ 323,550**
	Fund Revenue Total:	**$ 281,206**	**$ 295,415**	**$ 308,164**	**$ 320,000**	**$ 323,550**
EXPENDITURES						
DIVISION: EASTGATE TIF (230)						
	OPERATING EXPENSES					
23432302 - 440002	PAYMENT TO DEVELOPER	385,034	293,741	306,993	320,000	320,000
	Total:	**$ 385,034**	**$ 293,741**	**$ 306,993**	**$ 320,000**	**$ 320,000**
	Fund Expense Total:	**$ 385,034**	**$ 293,741**	**$ 306,993**	**$ 320,000**	**$ 320,000**
	Surplus / (Deficit)	**$ (103,827)**	**$ 1,674**	**$ 1,171**	**$ 0**	**$ 3,550**
	Beginning Cash Balance	**$ 136,655**	**$ 32,827**	**$ 34,501**	**$ 35,673**	**$ 31,172**
	Balance Sheet Adjustments				**$ (4,501)**	
	Ending Cash Balance	**$ 32,827**	**$ 34,501**	**$ 35,673**	**$ 31,172**	**$ 34,722**

City of Decatur, Illinois
2018 Budget
Fund Statement of Activity

Fund Name	*Southside TIF*	***Fund Number***	*24*

Fund Description & Purpose

Accounts for tax increment financing project activities for capital improvements in the Southside TIF District.

	(Whole $) Description	*2014 Actual*	*2015 Actual*	*2016 Actual*	*2017 Amended Budget*	*2018 Budget*
REVENUE						
	INVESTMENTS					
2443241 - 307101	INTEREST INCOME	0	3	9	0	0
2443241 - 307141	INVESTMENT INCOME	0	1	68	0	0
	Total:	$ 0	$ 5	$ 77	$ 0	$ 0
	TAXES					
2443241 - 301103	REAL ESTATE TAXES	0	17,896	24,639	25,500	28,000
	Total:	$ 0	$ 17,896	$ 24,639	$ 25,500	$ 28,000
	Fund Revenue Total:	$ 0	$ 17,900	$ 24,716	$ 25,500	$ 28,000
EXPENDITURES						
DIVISION: SOUTHSIDE TIF (241)						
	OPERATING EXPENSES					
24432412 - 440002	PAYMENT TO DEVELOPER	0	0	0	8,100	8,100
	Total:	$ 0	$ 0	$ 0	$ 8,100	$ 8,100
	Fund Expense Total:	$ 0	$ 0	$ 0	$ 8,100	$ 8,100
	Surplus / (Deficit)	$ 0	$ 17,900	$ 24,716	$ 17,400	$ 19,900
	Beginning Cash Balance	$ -	$ 0	$ 17,900	$ 42,617	$ 62,117
	Balance Sheet Adjustments				$ 2,100	
	Ending Cash Balance	$ 0	$ 17,900	$ 42,617	$ 62,117	$ 82,017

Fund Name	*Police Drug Enforcement Fund*	***Fund Number***	*25*
Fund Description & Purpose	*Account for revenues received through drug enforcement seizures and expenditures to enhance law enforcement efforts.*		

(Whole $)	***Description***	***2014 Actual***	***2015 Actual***	***2016 Actual***	***2017 Amended Budget***	***2018 Budget***
REVENUE						
	FINES AND FEES					
2546250 - 305501	COURT FINES	14,120	23,245	13,691	22,000	22,000
2546250 - 305530	FORFEITED FUNDS-STATE	210,512	196,752	224,994	160,000	160,000
2546250 - 305531	FORFEITED FUNDS-FEDERAL	70,907	6,655	0	0	0
2546250 - 305532	FORFEIT FUNDS-MONEY LAUNDRNG	0	0	0	0	0
	Total:	**$ 295,539**	**$ 226,652**	**$ 238,685**	**$ 182,000**	**$ 182,000**
	INVESTMENTS					
2546250 - 307101	INTEREST INCOME	326	255	191	200	200
	OTHER INCOME					
2546250 - 308803	SALE OF OTHER PROPERTY	53,101	42,720	28,300	0	0
2546250 - 308899	MISCELLANEOUS INCOME	68,798	258,765	54,591	100	100
	Total:	**$ 121,899**	**$ 301,485**	**$ 82,891**	**$ 100**	**$ 100**
	Fund Revenue Total:	**$ 417,764**	**$ 528,392**	**$ 321,767**	**$ 182,300**	**$ 182,300**
EXPENDITURES						
DIVISION: DRUG ENFORCEMENT (250)						
	OPERATING EXPENSES					
25462502 - 421750	SERVICE TO MAINT RADIO EQUIP	0	0	2,880	2,992	2,992
25462502 - 423100	ELECTRICITY	596	0	0	0	0
25462502 - 423200	NATURAL GAS	3,135	0	0	0	0
25462502 - 423300	TELEPHONE	55,650	51,403	55,389	65,000	65,000
25462502 - 424700	COMPUTER SOFTWARE	0	0	9,085	0	0
25462502 - 428700	RENTAL-LEASED SPACE	22,400	38,400	35,200	38,400	38,784
25462502 - 430800	PERSONAL SAFETY GEAR	0	0	0	1,000	1,000
25462502 - 435200	DRUG RELATED EXPENSE	141,064	636,740	254,360	220,000	220,000
25462502 - 435250	FEDERAL DRUG RELATED EXPENSES	154,704	83,893	30,795	60,000	60,000
25462502 - 445911	RADIO COMMUNICATIONS	2,992	2,988	0	0	0
25462502 - 449900	SMALL CAPITAL ITEMS	18,989	0	500	27,000	27,000
	Total:	**$ 399,530**	**$ 813,424**	**$ 388,210**	**$ 414,392**	**$ 414,776**
	Fund Expense Total:	**$ 399,530**	**$ 813,424**	**$ 388,210**	**$ 414,392**	**$ 414,776**
	Surplus / (Deficit)	**$ 18,234**	**$ (285,033)**	**$ (66,443)**	**$ (232,092)**	**$ (232,476)**
	Beginning Cash Balance	**$ 1,142,156**	**$ 946,574**	**$ 704,859**	**$ 689,595**	**$ 737,736**
	Balance Sheet Adjustments	**$ (213,816)**	**$ 43,317**	**$ 51,178**	**$ 280,233**	
	Ending Cash Balance	**$ 946,574**	**$ 704,859**	**$ 689,595**	**$ 737,736**	**$ 505,260**

Fund Name	*Police DUI Fines & Fees*	***Fund Number***	*26*
Fund Description & Purpose	*Account for revenues received from DUI fines and fees.*		

(Whole $)

	Description	***2014 Actual***	***2015 Actual***	***2016 Actual***	***2017 Amended Budget***	***2018 Budget***
REVENUE						
	FINES AND FEES					
2646260 - 305501	COURT FINES	94,409	102,512	70,613	80,000	80,000
2646260 - 305504	FTA WARRANT FEE	18,190	15,405	16,642	15,000	15,000
2646260 - 305508	POLICE VEHICLE FEE	8,276	7,750	6,702	15,000	15,000
2646260 - 305518	ELECTRONIC CITATION FEE	1,636	1,698	1,922	1,800	1,800
	Total:	**$ 122,510**	**$ 127,365**	**$ 95,879**	**$ 111,800**	**$ 111,800**
	INVESTMENTS					
2646260 - 307101	INTEREST INCOME	57	56	31	100	35
2646260 - 307141	INVESTMENT INCOME	0	8	234	0	130
	Total:	**$ 57**	**$ 64**	**$ 265**	**$ 100**	**$ 165**
	OTHER INCOME					
2646260 - 308803	SALE OF OTHER PROPERTY	0	0	0	5,000	4,000
2646260 - 308899	MISCELLANEOUS INCOME	1,000	1,500	750	2,000	3,000
	Total:	**$ 1,000**	**$ 1,500**	**$ 750**	**$ 7,000**	**$ 7,000**
	Fund Revenue Total:	**$ 123,567**	**$ 128,929**	**$ 96,894**	**$ 118,900**	**$ 118,965**

EXPENDITURES

DIVISION: DUI COURT FINES (260)

	OPERATING EXPENSES					
26462602 - 421200	POLICE VEHICLE MAINT & EQUIP	13,725	66,557	20,849	35,000	35,000
26462602 - 423903	MISCELLANEOUS EXPENSE	0	0	0	0	5,000
26462602 - 424000	TRAINING SCHOOL EXPENSES	4,354	20,796	18,083	15,000	18,000
26462602 - 434000	MINOR EQUIP & TOOLS	1,974	1,638	2,794	2,500	2,500
26462602 - 434500	OFFICE SUPPLIES	2,107	2,051	1,086	2,000	2,000
26462602 - 435101	AUXILIARY POLICE EXPENSE	1,886	1,220	3,243	3,000	3,000
26462602 - 449900	SMALL CAPITAL ITEMS	129,398	74,836	37,349	75,000	67,000
	Total:	**$ 153,444**	**$ 167,097**	**$ 83,404**	**$ 132,500**	**$ 132,500**
	Fund Expense Total:	**$ 153,444**	**$ 167,097**	**$ 83,404**	**$ 132,500**	**$ 132,500**
	Surplus / (Deficit)	**$ (29,877)**	**$ (38,168)**	**$ 13,490**	**$ (13,600)**	**$ (13,535)**
	Beginning Cash Balance	**$ 185,173**	**$ 155,296**	**$ 117,128**	**$ 130,618**	**$ 117,018**
	Balance Sheet Adjustments					
	Ending Cash Balance	**$ 155,296**	**$ 117,128**	**$ 130,618**	**$ 117,018**	**$ 103,483**

Fund Name	*Police Lab and Programs*	***Fund Number***	*27*
Fund Description & Purpose	*Account for court fine revenue received from Macon County Court.*		

(Whole $)						
	Description	***2014 Actual***	***2015 Actual***	***2016 Actual***	***2017 Amended Budget***	***2018 Budget***
REVENUE						
	FINES AND FEES					
2746270 - 305501	COURT FINES	8,729	5,473	4,541	14,000	14,000
	INVESTMENTS					
2746270 - 307101	INTEREST INCOME	24	14	9	10	10
2746270 - 307141	INVESTMENT INCOME	0	3	70	0	0
	Total:	**$ 24**	**$ 16**	**$ 79**	**$ 10**	**$ 10**
	OTHER INCOME					
2746270 - 303500	CAC INVESTIGATION INCOME	135	595	100	1,000	1,000
	Fund Revenue Total:	**$ 8,888**	**$ 6,084**	**$ 4,720**	**$ 15,010**	**$ 15,010**
EXPENDITURES						
DIVISION: POLICE PROGRAMS/LAB (270)						
	OPERATING EXPENSES					
27462702 - 433200	LABORATORY SUPPLIES	51,394	4,686	6,664	20,000	20,000
27462702 - 433300	CAC RELATED EXPENSES	4,786	13,364	98	10,200	10,200
27462702 - 449900	SMALL CAPITAL ITEMS	1,154	0	0	4,500	4,500
	Total:	**$ 57,334**	**$ 18,050**	**$ 6,763**	**$ 34,700**	**$ 34,700**
	Fund Expense Total:	**$ 57,334**	**$ 18,050**	**$ 6,763**	**$ 34,700**	**$ 34,700**
	Surplus / (Deficit)	**$ (48,446)**	**$ (11,965)**	**$ (2,043)**	**$ (19,690)**	**$ (19,690)**
	Beginning Cash Balance	**$ 97,213**	**$ 48,768**	**$ 36,802**	**$ 34,759**	**$ 27,957**
	Balance Sheet Adjustments				**$ 12,888**	
	Ending Cash Balance	**$ 48,768**	**$ 36,802**	**$ 34,759**	**$ 27,957**	**$ 8,267**

Fund Name	*TIF Pines Shopping District*	***Fund Number***	*28*

Fund Description & Purpose

Accounts for tax increment financing project activities for capital improvements in the Pines Shopping TIF District.

(Whole $)						
	Description	***2014 Actual***	***2015 Actual***	***2016 Actual***	***2017 Amended Budget***	***2018 Budget***
REVENUE						
	INVESTMENTS					
2843281 - 307101	INTEREST INCOME	15	14	16	0	0
2843281 - 307141	INVESTMENT INCOME	0	4	120	0	0
	Total:	**$ 15**	**$ 17**	**$ 137**	**$ 0**	**$ 0**
	TAXES					
2843281 - 301103	REAL ESTATE TAXES	27,058	25,471	69,742	71,500	76,700
2843281 - 301201	STATE SALES TAXES	18,124	13,200	14,297	14,340	14,340
2843281 - 301205	LOCAL SALES TAX	22,988	16,496	19,396	19,160	19,160
	Total:	**$ 68,169**	**$ 55,166**	**$ 103,435**	**$ 105,000**	**$ 110,200**
	Fund Revenue Total:	**$ 68,185**	**$ 55,184**	**$ 103,571**	**$ 105,000**	**$ 110,200**
EXPENDITURES						
DIVISION: PINES SHOPPING CENTER TIF (281)						
	OPERATING EXPENSES					
28432812 - 440002	PAYMENT TO DEVELOPER	69,503	65,965	59,815	105,000	105,000
	Total:	**$ 69,503**	**$ 65,965**	**$ 59,815**	**$ 105,000**	**$ 105,000**
	Fund Expense Total:	**$ 69,503**	**$ 65,965**	**$ 59,815**	**$ 105,000**	**$ 105,000**
	Surplus / (Deficit)	**$ (1,319)**	**$ (10,782)**	**$ 43,756**	**$ 0**	**$ 5,200**
	Beginning Cash Balance	**$ 67,159**	**$ 65,840**	**$ 55,058**	**$ 98,814**	**$ 143,756**
	Balance Sheet Adjustments				**$ 44,942**	
	Ending Cash Balance	**$ 65,840**	**$ 55,058**	**$ 98,814**	**$ 143,756**	**$ 148,956**

Fund Name	*TIF Grand & Oakland*	***Fund Number***	*29*

Fund Description & Purpose

Accounts for tax increment financing project activities for capital improvements in the Grand & Oakland TIF District.

(Whole $)						
	Description	***2014 Actual***	***2015 Actual***	***2016 Actual***	***2017 Amended Budget***	***2018 Budget***
REVENUE						
	INVESTMENTS					
2943291 - 307101	INTEREST INCOME	0	4	26	0	0
2943291 - 307141	INVESTMENT INCOME	0	3	207	0	0
	Total:	**$ 0**	**$ 7**	**$ 233**	**$ 0**	**$ 0**
	TAXES					
2943291 - 301103	REAL ESTATE TAXES	0	0	123,627	126,200	134,750
2943291 - 301201	STATE SALES TAXES	0	29,901	37,674	39,300	39,300
2943291 - 301205	LOCAL SALES TAX	0	17,656	24,709	24,500	24,500
	Total:	**$ 0**	**$ 47,557**	**$ 186,010**	**$ 190,000**	**$ 198,550**
	Fund Revenue Total:	**$ 0**	**$ 47,564**	**$ 186,244**	**$ 190,000**	**$ 198,550**
EXPENDITURES						
DIVISION: GRAND & OAKLAND TIF (291)						
	OPERATING EXPENSES					
29432912 - 440002	PAYMENT TO DEVELOPER	0	0	58,407	190,000	190,000
	Total:	**$ 0**	**$ 0**	**$ 58,407**	**$ 190,000**	**$ 190,000**
	Fund Expense Total:	**$ 0**	**$ 0**	**$ 58,407**	**$ 190,000**	**$ 190,000**
	Surplus / (Deficit)	**$ 0**	**$ 47,564**	**$ 127,836**	**$ 0**	**$ 8,550**
	Beginning Cash Balance	**$ -**	**$ 0**	**$ 47,564**	**$ 175,400**	**$ 197,336**
	Balance Sheet Adjustments				**$ 21,936**	
	Ending Cash Balance	**$ 0**	**$ 47,564**	**$ 175,400**	**$ 197,336**	**$ 205,886**

Fund Name	*Radio Communications*	***Fund Number***	*30*

Fund Description & Purpose

Account for the revenues and expense of operating the Star-Com radio communication network currently used by the City and other governmental agencies within Macon County.

	(Whole $) Description	*2014 Actual*	*2015 Actual*	*2016 Actual*	*2017 Amended Budget*	*2018 Budget*
REVENUE						
	INTERGOV REVENUES					
3046300 - 302150	MACON COUNTY SHERIFF	30,240	0	0	0	0
3046300 - 302160	MACON COUNTY PROBATION	6,930	0	0	0	0
3046300 - 302165	DECATUR PARK DISTRICT	5,485	0	0	0	0
3046300 - 302166	MACON COUNTY ANIMAL CONTROL	4,071	0	0	0	0
3046300 - 302167	MACON COUNTY STATES ATTORNEY	2,520	0	0	0	0
3046300 - 302170	MACON COUNTY CORONER	2,146	0	0	0	0
3046300 - 302173	MABAS 46	3,744	0	0	0	0
3046300 - 302175	MT ZION	8,723	0	0	0	0
3046300 - 302183	DECATUR AMBULANCE	997	0	0	0	0
3046300 - 302184	DECATUR AIRPORT	576	0	0	0	0
3046300 - 302185	BLUE MOUND	1,224	0	0	0	0
3046300 - 302190	MAROA	2,430	0	0	0	0
3046300 - 302195	WARRENSBURG	2,908	0	0	0	0
	Total:	**$ 71,994**	**$ 0**	**$ 0**	**$ 0**	**$ 0**
	TRANSFERS FROM					
3046300 - 306700	TRANSFER FROM OTHER FUNDS	140,606	0	0	0	0
3046300 - 306702	TRANSFER FROM GENERAL FUND	4,312	0	0	0	0
	Total:	**$ 144,918**	**$ 0**	**$ 0**	**$ 0**	**$ 0**
	Fund Revenue Total:	**$ 216,913**	**$ 0**	**$ 0**	**$ 0**	**$ 0**
EXPENDITURES						
DIVISION: RADIO COMMUNICATIONS (300)						
	OPERATING EXPENSES					
30463002 - 421700	SERV TO MAINT COMM EQUIP	222,037	0	0	0	0
	Total:	**$ 222,037**	**$ 0**	**$ 0**	**$ 0**	**$ 0**
	Fund Expense Total:	**$ 222,037**	**$ 0**	**$ 0**	**$ 0**	**$ 0**
	Surplus / (Deficit)	**$ (5,124)**	**$ 0**	**$ 0**	**$ 0**	**$ 0**
	Beginning Cash Balance	**$ 5,124**	**$ 0**	**$ 0**	**$ 0**	**$ 0**
	Balance Sheet Adjustments					
	Ending Cash Balance	**$ 0**	**$ 0**	**$ 0**	**$ 0**	**$ 0**

Fund Name	*Fire Special Programs & Cadets*	***Fund Number***	*31*

Fund Description & Purpose

Account for monies received from external sources intended for financial support of fire special operations, fire cadet and other fire programs. Fund was rolled into the General Fund in 2015.

	(Whole $) Description	2014 Actual	2015 Actual	2016 Actual	2017 Amended Budget	2018 Budget
REVENUE						
	INVESTMENTS					
3147310 - 307101	INTEREST INCOME	12	0	0	0	0
	Total:	$ 12	$ 0	$ 0	$ 0	$ 0
	OTHER INCOME					
3147310 - 308805	CONTRIBUTIONS	250	0	0	0	0
3147310 - 308815	LOCAL MATCH	7,411	0	0	0	0
3147310 - 308825	FOREIGN FIRE TAX BOARD	7,411	0	0	0	0
3147310 - 310005	OPERATION LIFE SAVERS	1,260	0	0	0	0
3147310 - 310010	SPECIAL OPERATIONS	2,424	0	0	0	0
3147310 - 310020	FIRE PREVENTION & EDUCATION	630	0	0	0	0
	Total:	$ 19,386	$ 0	$ 0	$ 0	$ 0
	Fund Revenue Total:	$ 19,398	$ 0	$ 0	$ 0	$ 0
EXPENDITURES						
DIVISION: FIRE PROGRAMS/CADET (310)						
	OPERATING EXPENSES					
31473102 - 424100	CONFERENCES & TRAVEL	611	0	0	0	0
31473102 - 445900	TRANSFER TO OTHER FUNDS	25,323	0	0	0	0
31473102 - 449900	SMALL CAPITAL ITEMS	2,679	0	0	0	0
31473102 - 449905	OPERATION LIFE SAVERS EXPENSES	3,055	0	0	0	0
31473102 - 449910	SPECIAL OPERATIONS	12,007	0	0	0	0
31473102 - 466103	FIRE STATION IMPROVEMENTS	14,822	0	0	0	0
	Total:	$ 58,497	$ 0	$ 0	$ 0	$ 0
	Fund Expense Total:	$ 58,497	$ 0	$ 0	$ 0	$ 0
	Surplus / (Deficit)	$ (39,098)	$ 0	$ 0	$ 0	$ 0
	Beginning Cash Balance	$ 39,098	$ 0	$ 0	$ 0	$ 0
	Balance Sheet Adjustments					
	Ending Cash Balance	$ 0	$ 0	$ 0	$ 0	$ 0

Fund Name	*Fire Grant Funding*	***Fund Number***	*32*

Fund Description & Purpose

Account for the use of monies received through grants for the benefit of the Decatur Fire Department operation.

	(Whole $) Description	*2014 Actual*	*2015 Actual*	*2016 Actual*	*2017 Amended Budget*	*2018 Budget*
REVENUE						
	INTERGOV REVENUES					
3247320 - 302106	FEDERAL GRANTS	24,560	0	40,910	90,000	90,000
3247320 - 302107	STATE GRANTS OR OTHER	0	0	0	0	0
	Total:	**$ 24,560**	**$ 0**	**$ 40,910**	**$ 90,000**	**$ 90,000**
	OTHER INCOME					
3247320 - 307101	INTEREST INCOME	2	0	3	0	0
3247320 - 307141	INVESTMENT INCOME	0	0	5	0	0
3247320 - 308815	LOCAL CASH MATCH	0	-6,227	4,038	10,000	10,000
	Total:	**$ 2**	**$ -6,226**	**$ 4,046**	**$ 10,000**	**$ 10,000**
	Fund Revenue Total:	**$ 24,562**	**$ -6,226**	**$ 44,956**	**$ 100,000**	**$ 100,000**
EXPENDITURES						
DIVISION: FIRE EMERGENCY GRANT (320)						
	OPERATING EXPENSES					
32473202 - 410100	OTHER EQUIPMENT	0	0	0	0	0
32473202 - 449900	SMALL CAPITAL ITEMS	21,483	0	40,380	100,000	100,000
	Total:	**$ 21,483**	**$ 0**	**$ 40,380**	**$ 100,000**	**$ 100,000**
	Fund Expense Total:	**$ 21,483**	**$ 0**	**$ 40,380**	**$ 100,000**	**$ 100,000**
	Surplus / (Deficit)	**$ 3,079**	**$ (6,226)**	**$ 4,576**	**$ 0**	**$ 0**
	Beginning Cash Balance	**$ 3,148**	**$ 6,226**	**$ 0**	**$ 4,576**	**$ 0**
	Balance Sheet Adjustments				**$ (4,576)**	
	Ending Cash Balance	**$ 6,226**	**$ 0**	**$ 4,576**	**$ 0**	**$ 0**

Fund Name	*Police Capital*	***Fund Number***	*33*

Fund Description & Purpose

Account for the revenue received by the Public Safety Communications and Dispatch operation. Revenues received used to defray the expense of Police Department capital expenditures.

	(Whole $) Description	2014 Actual	2015 Actual	2016 Actual	2017 Amended Budget	2018 Budget
REVENUE						
	CHARGES FOR SERVICE					
3346330 - 302120	MACON COUNTY DISPATCH	0	260,000	350,000	350,000	0
	INTERGOV REVENUES					
3346330 - 302107	STATE GRANTS OR OTHER	0	0	70,500	0	0
	TRANSFERS FROM					
3346330 - 306700	TRANSFER FROM GENERAL FUND	0	0	0	0	177,000
	INVESTMENTS					
3346330 - 307101	INTEREST INCOME	0	43	110	300	300
3346330 - 307141	INVESTMENT INCOME	0	18	864	0	0
	Total:	**$ 0**	**$ 62**	**$ 974**	**$ 300**	**$ 300**
	OTHER INCOME					
3346330 - 308802	SALE OF CITY PROPERTY	0	1,011	28,927	5,000	5,000
3346330 - 308899	MISCELLANEOUS INCOME	0	3,000	12,412	0	0
	Total:	**$ 0**	**$ 4,011**	**$ 41,339**	**$ 5,000**	**$ 5,000**
	Fund Revenue Total:	**$ 0**	**$ 264,073**	**$ 462,813**	**$ 355,300**	**$ 182,300**
EXPENDITURES						
DIVISION: POLICE CAPITAL (330)						
	CAPITAL EXPENSES					
33463305 - 440900	PRINCIPAL PAYMENTS	0	0	0	107,763	228,856
33463305 - 441000	INTEREST PAYMENTS	0	0	0	809	6,329
33463305 - 449900	SMALL CAPITAL	0	0	0	150,000	0
33463305 - 449950	LARGE CAPITAL	0	0	0	125,000	0
33463305 - 455200	VEHICLE LEASE	0	0	320,539	177,204	67,966
	Total:	**$ 0**	**$ 0**	**$ 320,539**	**$ 560,776**	**$ 303,151**
	Fund Expense Total:	**$ 0**	**$ 0**	**$ 320,539**	**$ 560,776**	**$ 303,151**
	Surplus / (Deficit)	**$ 0**	**$ 264,073**	**$ 142,275**	**$ (205,476)**	**$ (120,851)**
	Beginning Cash Balance	**$ 0**	**$ 0**	**$ 264,073**	**$ 406,347**	**$ 528,942**
	Balance Sheet Adjustments				**$ 328,071**	
	Ending Cash Balance	**$ 0**	**$ 264,073**	**$ 406,347**	**$ 528,942**	**$ 408,091**

Fund Name	*Building Fund*	***Fund Number***	*34*

Fund Description & Purpose

Accounts for operations of the City Library building.

(Whole $)						
	Description	***2014 Actual***	***2015 Actual***	***2016 Actual***	***2017 Amended Budget***	***2018 Budget***
REVENUE						
	OTHER INCOME					
3443340 - 307101	INTEREST INCOME	0	0	1	0	120
3443340 - 307141	INVESTMENT INCOME	0	0	19	0	0
3443340 - 308801	RENTAL INCOME - TENANTS	0	0	0	0	0
3443340 - 308822	RENTAL INCOME - LIBRARY	0	0	383,336	575,004	575,004
3443340 - 308846	RENTAL INCOME - RECORDS STORAGE	0	0	12,279	18,780	19,164
3443340 - 309900	BOND OR NOTE PROCEEDS	0	0	0	160,000	0
	Total:	**$ 0**	**$ 0**	**$ 395,636**	**$ 753,784**	**$ 594,288**
	TRANSFERS FROM					
3443340 - 306700	TRANSFER FROM OTHER FUNDS	0	0	50,000	0	0
	Fund Revenue Total:	**$ 0**	**$ 0**	**$ 445,636**	**$ 753,784**	**$ 594,288**
EXPENDITURES						
DIVISION: BUILDING FUND (340)						
	OPERATING EXPENSES					
34433402 - 421000	SERV TO MAINTAIN BUILDINGS	0	0	86,537	4,000	48,000
34433402 - 423100	ELECTRICITY	0	0	72,268	107,000	141,000
34433402 - 423200	NATURAL GAS	0	0	3,103	14,000	15,125
34433402 - 423400	WATER	0	0	6,733	3,000	8,000
34433402 - 428000	PROFESSIONAL SERVICES	0	0	10,028	10,000	0
34433402 - 428060	JANITORIAL SERVICES	0	0	131,118	226,000	231,500
34433402 - 431200	JANITORIAL SUPPLIES	0	0	8,182	12,000	9,000
34433402 - 432000	MATERIALS - BUILDINGS	0	0	22,594	18,000	7,200
34433402 - 440900	PRINCIPAL PAYMENT	0	0	0	80,000	0
34433402 - 441000	INTEREST PAYMENT	0	0	0	0	0
34433402 - 442300	RISK MANAGEMENT INSURANCE	0	0	10,344	15,516	9,600
	Total:	**$ 0**	**$ 0**	**$ 350,906**	**$ 489,516**	**$ 469,425**
	CAPITAL ASSETS					
34433405 - 408899	MISCELLANEOUS EXPENSE	0	0	0	0	9,487
34433405 - 449950	LARGE CAPITAL ITEMS	0	0	1,000	0	0
34433405 - 489000	BUILDINGS, GROUNDS, GENERAL	0	0	67,730	180,000	0
	Total:	**$ 0**	**$ 0**	**$ 68,730**	**$ 180,000**	**$ 9,487**
	Division Total:	**$ 0**	**$ 0**	**$ 419,636**	**$ 669,516**	**$ 478,912**
	Fund Expense Total:	**$ 0**	**$ 0**	**$ 419,636**	**$ 669,516**	**$ 478,912**
	Surplus / (Deficit)	**$ 0**	**$ 0**	**$ 25,999**	**$ 84,268**	**$ 115,376**
	Beginning Cash Balance	**$ -**	**$ 0**	**$ 0**	**$ 25,999**	**$ 155,336**
	Balance Sheet Adjustments				**$ 45,069**	
	Ending Cash Balance	**$ 0**	**$ 0**	**$ 25,999**	**$ 155,336**	**$ 270,712**

Fund Name	*Decatur Public Library*	***Fund Number***	*35*

Fund Description & Purpose

Accounts for revenue designated to finance the City Public Library and to capture the expenditures of the Library operation.

	(Whole $) Description	*2014 Actual*	*2015 Actual*	*2016 Actual*	*2017 Amended Budget*	*2018 Budget*
REVENUE						
	FINES AND FEES					
3559350 - 305511	LOST OR DAMAGED BOOKS	5,873	6,372	6,699	5,100	5,100
	INTERGOV REVENUES					
3559350 - 302104	STATE REPLACEMENT TAX	313,634	334,441	296,344	293,000	250,000
3559350 - 302107	STATE GRANTS OR OTHER	142,833	95,153	67,141	61,000	61,000
	Total:	**$ 456,467**	**$ 429,593**	**$ 363,484**	**$ 354,000**	**$ 311,000**
	INVESTMENTS					
3559350 - 307101	INTEREST INCOME	215	256	223	75	75
3559350 - 307141	INVESTMENT INCOME	0	65	1,630	0	0
	Total:	**$ 215**	**$ 321**	**$ 1,853**	**$ 75**	**$ 75**
	OTHER INCOME					
3559350 - 305514	COPIES AND MISCELLANEOUS	11,888	11,895	9,097	8,200	8,200
3559350 - 305515	MEETING ROOM FEES	4,040	4,420	4,625	3,600	3,600
3559350 - 308846	LEASE OF LIBRARY PROPERTY	16,325	18,307	6,136	0	0
3559350 - 308890	REIMBURSEMENT OF EXPENSE	1,755	229	0	0	0
3559350 - 308899	MISCELLANEOUS INCOME	0	0	8,098	7,000	2,000
	Total:	**$ 34,008**	**$ 34,851**	**$ 27,956**	**$ 18,800**	**$ 13,800**
	PERMITS AND LICENSES					
3559350 - 305509	FINES AND FEES	32,983	33,419	30,693	33,500	0
3559350 - 305510	NON- RESIDENTIAL FEES	173	332	320	150	150
	Total:	**$ 33,156**	**$ 33,751**	**$ 31,013**	**$ 33,650**	**$ 150**
	TAXES					
3559350 - 301103	REAL ESTATE TAXES	2,736,165	2,729,592	2,817,010	2,842,000	2,842,000
	TRANSFERS FROM					
3559350 - 303607	PAYMENT IN LIEU OF TAXES	174,720	208,219	284,651	362,037	418,090
3559350 - 306709	FROM LIBRARY TRUST	0	0	1,339	26,528	0
	Total:	**$ 174,720**	**$ 208,219**	**$ 285,990**	**$ 388,565**	**$ 418,090**
	Fund Revenue Total:	**$ 3,440,603**	**$ 3,442,698**	**$ 3,534,006**	**$ 3,642,190**	**$ 3,590,215**

Fund Name	Decatur Public Library	**Fund Number**	35

(Whole $)	Description	2014 Actual	2015 Actual	2016 Actual	2017 Amended Budget	2018 Budget
EXPENDITURES						
DIVISION: LIBRARY OPERATIONS (351)						
	PERSONNEL SERVICES					
35593511 - 409000	SALARIES	1,595,293	1,662,334	1,556,633	1,568,106	1,524,457
35593511 - 410100	OVERTIME	903	4,938	826	1,000	1,000
35593511 - 410500	PENSION CONTRIBUTION	201,584	207,528	200,212	195,191	183,586
35593511 - 410700	FICA/MEDICARE	122,264	127,295	118,544	119,486	112,684
35593511 - 411100	LIFE INSURANCE	2,320	2,394	2,388	2,629	2,996
35593511 - 411200	MEDICAL INSURANCE	273,820	272,351	286,860	315,900	327,600
35593511 - 411500	SERVICE RECOGNITION	21,199	21,614	20,734	21,508	20,295
	Total:	**$ 2,217,384**	**$ 2,298,454**	**$ 2,186,197**	**$ 2,223,820**	**$ 2,172,618**
	OPERATING EXPENSES					
35593512 - 411300	TO EMPL BENEFETS-UNEMPLOYMENT	1,428	14,892	5,916	5,916	1,980
35593512 - 420100	ADVERTISING	1,269	352	1,093	500	500
35593512 - 420200	PRINTING AND BINDING	365	0	3,135	500	500
35593512 - 421000	SERVICE TO MAINT BUILDINGS	47,220	48,220	20,707	0	0
35593512 - 421200	SERV - AUTO EQUIPMENT	1,949	914	175	0	0
35593512 - 421300	SERV-OFFICE EQUIPMENT	12,832	10,996	7,852	10,000	10,000
35593512 - 423000	GENERAL FUND IT SERVICES	31,944	37,080	38,796	41,724	43,356
35593512 - 423100	ELECTRICITY	117,438	138,206	44,908	0	0
35593512 - 423200	NATURAL GAS	26,850	19,032	9,264	0	0
35593512 - 423300	TELEPHONE	34,614	30,497	26,050	30,000	30,000
35593512 - 423400	WATER	5,049	8,161	1,110	0	0
35593512 - 423901	BANKING SERVICE CHARGES	0	69	0	0	0
35593512 - 424000	TRAINING SCHOOL EXPENSES	179	0	799	0	0
35593512 - 424100	CONFERENCES & TRAVEL	2,227	1,648	6,608	10,000	20,000
35593512 - 424500	POSTAGE	12,022	11,038	10,772	13,000	13,000
35593512 - 424700	COMPUTER SOFTWARE	5,738	7,000	14,320	16,000	16,000
35593512 - 425000	GENERAL FUND ADMIN FEE	112,308	91,128	95,688	92,304	103,464
35593512 - 426500	MEDICAL EXPENSES	0	0	0	500	500
35593512 - 427100	TEMP AGENCY SERVICES	707	50,039	40,907	1,000	1,000
35593512 - 427200	TUITION REIMBURSEMENT	1,000	0	1,500	4,000	4,000
35593512 - 427300	TRAVEL INTERVIEW EXPENSE	2	0	0	0	0
35593512 - 428000	PROFESSIONAL SERVICES	78,313	38,386	34,925	51,000	45,000
35593512 - 428400	MEMBERSHIP FEES	6,846	57,406	41,569	51,000	45,000
35593512 - 428900	RENTAL - EQUIPMENT	1,050	0	0	0	0
35593512 - 431000	FUEL EXPENSE	743	223	122	0	0
35593512 - 431200	JANITORIAL SUPPLIES	8,403	8,172	3,868	0	0
35593512 - 432000	MATERIALS - BUILDINGS	34,205	22,427	2,291	0	0
35593512 - 433700	MATERIAL - AUTO EQUIP	2,944	774	244	0	0
35593512 - 434500	OFFICE SUPPLIES	28,721	26,068	27,684	29,000	29,000
35593512 - 435700	EMPLOYEE RECOG SUPPLIES	0	150	0	0	0
35593512 - 441504	GENERAL FUND PURCHASING	7,752	10,464	8,148	7,356	14,676
35593512 - 442300	RISK MANAGEMENT INSURANCE	92,304	102,648	86,712	81,204	87,756
35593512 - 442900	TRANSFER TO CAPITAL FUND	100,000	50,000	50,000	0	0
35593512 - 449900	SMALL CAPITAL ITEMS	13,233	17,066	20,902	20,000	20,000
35593512 - 455300	BUILDING LEASE PAYMENT	0	0	383,336	575,000	575,000
	Total:	**$ 789,655**	**$ 803,055**	**$ 989,399**	**$ 1,040,004**	**$ 1,060,732**

Fund Name	*Decatur Public Library*	***Fund Number***	*35*

	(Whole $) ***Description***	***2014 Actual***	***2015 Actual***	***2016 Actual***	***2017 Amended Budget***	***2018 Budget***
EXPENDITURES						
	CAPITAL ASSETS					
35593515 - 458000	BOOKS & PERIODICALS	307,574	303,595	330,464	340,000	340,000
	Division Total:	**$ 3,314,613**	**$ 3,405,105**	**$ 3,506,060**	**$ 3,603,824**	**$ 3,573,350**
DIVISION: ANNEX FACILITY (353)						
	OPERATING EXPENSES					
35593532 - 423100	ELECTRICITY	3,878	4,691	2,099	0	0
35593532 - 429900	CONTRACTUAL SERVICES	1,083	620	0	0	0
	Total:	**$ 4,961**	**$ 5,310**	**$ 2,099**	**$ 0**	**$ 0**
	Division Total:	**$ 4,961**	**$ 5,310**	**$ 2,099**	**$ 0**	**$ 0**
	Fund Expense Total:	**$ 3,319,574**	**$ 3,410,416**	**$ 3,508,159**	**$ 3,603,824**	**$ 3,573,350**
	Surplus / (Deficit)	**$ 121,029**	**$ 32,283**	**$ 25,847**	**$ 38,366**	**$ 16,865**
	Beginning Cash Balance	**$ 708,640**	**$ 829,669**	**$ 861,952**	**$ 926,267**	**$ 913,452**
	Balance Sheet Adjustments			**$ 38,468**	**$ (51,181)**	
	Ending Cash Balance	**$ 829,669**	**$ 861,952**	**$ 926,267**	**$ 913,452**	**$ 930,317**

Fund Name	*City Municipal Band*	***Fund Number***	*36*

Fund Description & Purpose

Accounts for revenues and expenditures of the City of Decatur Municipal Band. Revenue includes property taxes levied for the purpose of funding the municipal band.

	(Whole $) Description	2014 Actual	2015 Actual	2016 Actual	2017 Amended Budget	2018 Budget
REVENUE						
	INVESTMENTS					
3643360 - 307101	INTEREST INCOME	6	7	5	0	0
3643360 - 307141	INVESTMENT INCOME	0	2	44	0	0
	Total:	$ 6	$ 8	$ 49	$ 0	$ 0
	OTHER INCOME					
3643360 - 308870	RESTRICTED GRANTS DONATIONS	100	6,540	18,030	20,000	20,000
3643360 - 308899	MISCELLANEOUS INCOME	38,515	17,220	3,540	0	0
	Total:	$ 38,615	$ 23,760	$ 21,570	$ 20,000	$ 20,000
	TAXES					
3643360 - 301103	REAL ESTATE TAXES	59,168	59,036	64,267	63,700	63,700
	TRANSFERS FROM					
3643360 - 303607	PAYMENT IN LIEU OF TAXES	3,492	4,503	6,156	8,259	9,377
	Fund Revenue Total:	$ 101,281	$ 87,308	$ 92,042	$ 91,959	$ 93,077
EXPENDITURES						
DIVISION: BAND (360)						
	PERSONNEL SERVICES					
36433601 - 409000	SALARIES	43,151	57,762	59,134	60,000	60,000
36433601 - 4107	FICA/MEDICARE	3,301	4,418	4,523	4,500	4,500
	Total:	$ 46,453	$ 62,180	$ 63,657	$ 64,500	$ 64,500
	OPERATING EXPENSES					
36433602 - 408899	MISCELLANEOUS EXPENSE	8,464	2,173	1,892	2,111	2,111
36433602 - 420100	ADVERTISING	500	392	486	400	400
36433602 - 420200	PRINTING AND BINDING	2,400	2,420	1,814	2,400	2,100
36433602 - 421400	SERVICE- OTHER EQUIP	5,035	0	0	0	0
36433602 - 424500	POSTAGE	0	222	215	200	200
36433602 - 428000	PROFESSIONAL SERVICES	8,400	9,008	5,290	5,400	5,400
36433602 - 428700	RENTAL - BUILDING SPACE	2,896	2,800	2,800	2,800	2,800
36433602 - 428800	RENTAL-COPY MACHINE	109	239	8	0	0
36433602 - 430400	CLOTHING	696	1,296	392	1,000	1,000
36433602 - 434000	MINOR EQUIP & TOOLS	0	157	78	0	1,154
36433602 - 434500	OFFICE SUPPLIES	690	0	0	0	0
36433602 - 437000	OTHER COMMODITIES	0	1,102	0	0	0
36433602 - 437100	SHEET MUSIC	2,716	697	6,643	2,000	6,000
36433602 - 441504	GENERAL FUND PURCHASING	192	324	228	372	312
36433602 - 442100	PROPERTY INSURANCE	877	877	895	900	900
36433602 - 442300	RISK MANAGEMENT INSURANCE	1,620	1,416	876	876	1,200
36433602 - 449900	SMALL CAPITAL ITEMS	0	4,607	2,510	9,000	5,000
	Total:	$ 34,596	$ 27,729	$ 24,127	$ 27,459	$ 28,577
	Fund Expense Total:	$ 81,048	$ 89,910	$ 87,784	$ 91,959	$ 93,077
	Surplus / (Deficit)	$ 20,233	$ (2,602)	$ 4,258	$ 0	$ 0
	Beginning Cash Balance	$ 6,288	$ 26,521	$ 23,919	$ 28,177	$ 20,000
	Balance Sheet Adjustments				$ (8,177)	
	Ending Cash Balance	$ 26,521	$ 23,919	$ 28,177	$ 20,000	$ 20,000

Fund Name	*Police Justice Administrative Grant*	***Fund Number***	*39*

Fund Description & Purpose

Account for the use of monies received through JAG grants for the benefit of the Decatur Police Department operation.

(Whole $)						
	Description	***2014 Actual***	***2015 Actual***	***2016 Actual***	***2017 Amended Budget***	***2018 Budget***
REVENUE						
	INTERGOV REVENUES					
3946391 - 302106	FEDERAL GRANTS-2016	0	0	0	30,236	0
3946396 - 302106	FEDERAL GRANTS-2012	12,749	0	0	0	0
3946397 - 302106	FEDERAL GRANTS-2013	46,084	0	0	0	0
3946398 - 302106	FEDERAL GRANTS-2014	0	28,240	9,413	0	0
3946399 - 302106	FEDERAL GRANTS-2015	0	0	30,499	0	0
	Total:	**58,833**	**28,240**	**39,912**	**30,236**	**0**
	INVESTMENTS					
394639x - 307101	INTEREST INCOME	0	0	0	0	0
	Fund Revenue Total:	**$ 58,833**	**$ 28,240**	**$ 39,912**	**$ 30,236**	**$ 0**
EXPENDITURES						
DIVISION: JUSTICE ADMIN GRANT - 2016 (391)						
	OPERATING EXPENSES					
39463912 - 410100	OVERTIME	0	0	0	22,677	0
39463912 - 449902	DISPARITY AGREEMENT	0	0	0	7,559	0
	Division Total:	**$ 0**	**$ 0**	**$ 0**	**$ 30,236**	**$ 0**
DIVISION: JUSTICE ADMIN GRANT - 2017 (392)						
	OPERATING EXPENSES					
39463922 - 410100	OVERTIME	0	0	0	0	0
39463922 - 449902	DISPARITY AGREEMENT	0	0	0	0	0
	Division Total:	**$ 0**	**$ 0**	**$ 0**	**$ 0**	**$ 0**
DIVISION: JUSTICE ADMIN GRANT - 2012 (396)						
	OPERATING EXPENSES					
39463962 - 410100	OVERTIME	12,749	0	0	0	0
39463962 - 449902	DISPARITY AGREEMENT	0	0	0	0	0
	Division Total:	**$ 12,749**	**$ 0**	**$ 0**	**$ 0**	**$ 0**
DIVISION: JUSTICE ADMIN GRANT - 2013 (397)						
	OPERATING EXPENSES					
39463972 - 410100	OVERTIME	34,563	0	0		
39463972 - 449902	DISPARITY AGREEMENT	0	11,521	0		
	Division Total:	**$ 34,563**	**$ 11,521**	**$ 0**	**$ 0**	**$ 0**
DIVISION: JUSTICE ADMIN GRANT - 2014 (398)						
	OPERATING EXPENSES					
39463982 - 410100	OVERTIME	0	28,240	9,413		
	Division Total:	**$ 0**	**$ 28,240**	**$ 9,413**	**$ 0**	**$ 0**
DIVISION: JUSTICE ADMIN GRANT - 2015 (399)						
	OPERATING EXPENSES					
39463992 - 410100	OVERTIME	0	0	22,874	0	0
39463992 - 449902	DISPARITY AGREEMENT	0	0	7,625	0	0
	Division Total:	**$ 0**	**$ 0**	**$ 30,499**	**$ 0**	**$ 0**
	Fund Expense Total:	**$ 47,312**	**$ 39,761**	**$ 39,912**	**$ 30,236**	**$ 0**
	Surplus / (Deficit)	**$ 11,521**	**$ (11,521)**	**$ -**	**$ 0**	**$ 0**
	Beginning Cash Balance	**$ -**	**$ 11,521**	**$ 0**	**$ 0**	**$ 0**
	Balance Sheet Adjustments					
	Ending Cash Balance	**$ 11,521**	**$ 0**	**$ 0**	**$ 0**	**$ 0**

Fund Name	*Public Education & Government (PEG)*	***Fund Number***	*40*

Fund Description & Purpose

Accounts for revenues received for franchise rights granted allowing the installation and operation of cable communication networks and for expenditures defraying the operation of the Public Education and Government television station.

	(Whole $) Description	2014 Actual	2015 Actual	2016 Actual	2017 Amended Budget	2018 Budget
REVENUE						
	FINES AND FEES					
4048400 - 303110	P-E-G CAPITAL FEE	95,480	96,033	91,352	105,000	84,000
	INVESTMENTS					
4048400 - 307101	INTEREST INCOME	98	46	51	0	250
4048400 - 307141	INVESTMENT INCOME	0	10	388	0	0
	Total:	**$ 98**	**$ 57**	**$ 440**	**$ 0**	**$ 250**
	OTHER INCOME					
4048400 - 308890	REIMBRUSEMENT OF EXPENSE	562	0	0	0	0
	Fund Revenue Total:	**$ 96,140**	**$ 96,089**	**$ 91,792**	**$ 105,000**	**$ 84,250**
EXPENDITURES						
DIVISION: PEG PROJECTS (400)						
	OPERATING EXPENSES					
40484002 - 423000	GENERAL FUND IT SERVICES	0	0	0	25,164	26,100
40484002 - 445900	TRANSFER TO OTHER FUNDS	0	0	0	0	220,000
	Total:	**$ 0**	**$ 0**	**$ 0**	**$ 25,164**	**$ 246,100**
	CAPITAL PROJECTS					
40484006 - 452000	OTHER EQUIPMENT	250,979	0	0	50,000	400
40484006 - 449900	SMALL CAPITAL ITEMS	0	0	0	0	30,000
40484006 - 474006	P-E-G PROGRAMMING	6,773	52,237	11,783	0	28,654
	Total:	**$ 257,752**	**$ 52,237**	**$ 11,783**	**$ 50,000**	**$ 59,054**
	Division Total:	**$ 257,752**	**$ 52,237**	**$ 11,783**	**$ 75,164**	**$ 305,154**
	Fund Expense Total:	**$ 257,752**	**$ 52,237**	**$ 11,783**	**$ 75,164**	**$ 305,154**
	Surplus / (Deficit)	**$ (161,612)**	**$ 43,852**	**$ 80,008**	**$ 29,836**	**$ (220,904)**
	Beginning Cash Balance	**$ 262,936**	**$ 101,324**	**$ 145,176**	**$ 225,185**	**$ 268,305**
	Balance Sheet Adjustments				**$ 13,284**	
	Ending Cash Balance	**$ 101,324**	**$ 145,176**	**$ 225,185**	**$ 268,305**	**$ 47,401**

Fund Name	*Local Motor Fuel Tax*	***Fund Number***	*42*

Fund Description & Purpose

Accounts for revenues from the local motor fuel tax, and expenditures for street improvements within the City footprint.

(Whole $)						
	Description	***2014 Actual***	***2015 Actual***	***2016 Actual***	***2017 Amended Budget***	***2018 Budget***
REVENUE						
	INTERGOV REVENUES					
4248420 - 302103	LOCAL MFT TAX	0	0	1,249,034	1,800,000	1,800,000
	INVESTMENTS					
4248420 - 307101	INTEREST INCOME	0	0	146	0	2,000
4248420 - 307141	INVESTMENT INCOME	0	0	1,236	0	0
	Total:	**$ 0**	**$ 0**	**$ 1,382**	**$ 0**	**$ 2,000**
	OTHER INCOME					
4248420 - 309900	BOND OR NOTE PROCEEDS	0	0	1,093,140	3,500,000	3,000,000
	Fund Revenue Total:	**$ 0**	**$ 0**	**$ 2,343,556**	**$ 5,300,000**	**$ 4,802,000**
EXPENDITURES						
DIVISION: LOCAL MFT INITIATIVE PROJECTS (420)						
	OPERATING EXPENSES					
42484202 - 423901	BANKING SERVICE CHARGES	0	0	94	0	0
42484202 - 428000	PROFESSIONAL SERVICES	0	0	0	10,000	10,000
	Total:	**$ 0**	**$ 0**	**$ 94**	**$ 10,000**	**$ 10,000**
	CAPITAL PROJECTS					
42484206 - 489070	STREETS	0	0	1,075,640	3,500,000	3,000,000
	Division Total:	**$ 0**	**$ 0**	**$ 1,075,734**	**$ 3,510,000**	**$ 3,010,000**
DIVISION: LOCAL STREET CAPITAL PROJECTS (421)						
	OPERATING EXPENSES					
42484212 - 440900	PRINCIPAL PAYMENTS	0	0	0	1,071,429	1,071,429
42484212 - 441000	INTEREST PAYMENTS	0	0	0	0	135,000
42484212 - 447200	BOND OR NOTE ISSUANCE COSTS	0	0	17,500	0	0
	Division Total:	**$ 0**	**$ 0**	**$ 17,500**	**$ 1,071,429**	**$ 1,206,429**
	Fund Expense Total:	**$ 0**	**$ 0**	**$ 1,093,234**	**$ 4,581,429**	**$ 4,216,429**
	Surplus / (Deficit)	**$ 0**	**$ 0**	**$ 1,250,322**	**$ 718,571**	**$ 585,571**
	Beginning Cash Balance	**$ -**	**$ 0**	**$ 0**	**$ 1,250,322**	**$ 1,800,000**
	Balance Sheet Adjustments				**$ (168,893)**	
	Ending Cash Balance	**$ 0**	**$ 0**	**$ 1,250,322**	**$ 1,800,000**	**$ 2,385,571**

Fund Name	*2010 Bond Project Construction*	***Fund Number***	*43*

Fund Description & Purpose

Accounts for capital improvement projects financed by the proceeds from the 2010 Series General Obligation Bonds issued by the City in 2010.

	(Whole $) Description	*2014 Actual*	*2015 Actual*	*2016 Actual*	*2017 Amended Budget*	*2018 Budget*
REVENUE						
	INVESTMENTS					
4343430 - 307101	INTEREST INCOME	33	179	92	0	0
4343430 - 307141	INVESTMENT INCOME	75,240	0	0	0	0
4343430 - 307341	GAIN/LOSS HICKORY POINT BANK	44,834	0	0	0	0
	Total:	**$ 120,107**	**$ 179**	**$ 92**	**$ 0**	**$ 0**
	Fund Revenue Total:	**$ 120,107**	**$ 179**	**$ 92**	**$ 0**	**$ 0**
EXPENDITURES						
DIVISION: 2010 PROJECT FUND (430)						
	OPERATING EXPENSES					
43434302 - 425400	FISCAL AGENT FEES	1,949	0	0	0	0
43434302 - 444100	DEBT SERVICE FUNDING	800,000	0	0	0	0
	Total:	**$ 801,949**	**$ 0**	**$ 0**	**$ 0**	**$ 0**
	CAPITAL ASSETS					
43434305 - 469902	DOWNTOWN TIF PROJECTS	147,142	210,237	1,912	19,000	0
43434305 - 488200	LAKE DECATUR DAM REPAIRS	980,632	0	0	0	0
43434305 - 488900	ADDL WATER SUPPLY	35,767	0	0	0	0
43434305 - 489020	PARKING	68,913	28,087	27,880	326,000	0
	Total:	**$ 1,232,454**	**$ 238,324**	**$ 29,792**	**$ 345,000**	**$ 0**
	Fund Expense Total:	**$ 2,034,404**	**$ 238,324**	**$ 29,792**	**$ 345,000**	**$ 0**
	Surplus / (Deficit)	**$ (1,914,297)**	**$ (238,146)**	**$ (29,700)**	**$ (345,000)**	**$ 0**
	Beginning Cash Balance	**$ 2,524,866**	**$ 610,569**	**$ 372,423**	**$ 342,723**	**$ 0**
	Balance Sheet Adjustments				**$ 2,277**	
	Ending Cash Balance	**$ 610,569**	**$ 372,423**	**$ 342,723**	**$ 0**	**$ 0**

Fund Name	*Capital Projects*	***Fund Number***	*45*
Fund Description & Purpose	*Account for the financial resources used for capital investment in City infrastructure not funded by proprietary or trust funds.*		

(Whole $)						
	Description	***2014 Actual***	***2015 Actual***	***2016 Actual***	***2017 Amended Budget***	***2018 Budget***
REVENUE						
	CHARGES FOR SERVICE					
4548450 - 303103	TAPPING FEES	17,355	0	0	0	0
	INTERGOV REVENUES					
4548450 - 302107	STATE GRANTS OR OTHER	0	0	72,734	0	0
	INVESTMENTS					
4548450 - 307101	INTEREST INCOME	57	38	20	0	0
4548450 - 307141	INVESTMENT INCOME	0	7	131	0	0
	Total:	**$ 57**	**$ 45**	**$ 151**	**$ 0**	**$ 0**
	OTHER INCOME					
4548450 - 308850	DRIVEWAY APPROACH	0	145	0	0	0
4548450 - 308899	MISCELLANEOUS INCOME	300	0	0	0	0
	Total:	**$ 300**	**$ 145**	**$ 0**	**$ 0**	**$ 0**
	TRANSFERS FROM					
4548450 - 306702	TRANSFER FROM GENERAL FUND	0	0	0	0	0
	Fund Revenue Total:	**$ (17,711.61)**	**$ (189.59)**	**$ 72,885**	**$ 0**	**$ 0**
EXPENDITURES						
DIVISION: CAPITAL STREET PROJECTS (451)						
	OPERATING EXPENSES					
45484512 - 428000	PROFESSIONAL SERVICES	20,149	0	0	0	0
45484512 - 445900	REIMBURSEMENT TO OTHER FUNDS	0	31,671	0	0	0
	Total:	**$ 20,149**	**$ 31,671**	**$ 0**	**$ 0**	**$ 0**
	CAPITAL PROJECTS					
45484516 - 489000	BUILDINGS, GROUNDS, GENERAL	7,188	0	18,826	52,250	28,450
45484516 - 489020	PARKING	0	0	0	0	0
45484516 - 489040	STORM SEWER	0	0	0	0	0
45484516 - 489050	BRIDGES	0	0	0	0	0
45484516 - 489070	STREETS	81,122	0	107,298	0	0
	Total:	**$ 88,310**	**$ 0**	**$ 126,124**	**$ 52,250**	**$ 28,450**
	Fund Expense Total:	**$ 108,459**	**$ 31,671**	**$ 126,124**	**$ 52,250**	**$ 28,450**
	Surplus / (Deficit)	**$ (90,747)**	**$ (31,481)**	**$ (53,239)**	**$ (52,250)**	**$ (28,450)**
	Beginning Cash Balance	**$ 227,579**	**$ 136,832**	**$ 105,351**	**$ 52,112**	**$ 28,450**
	Balance Sheet Adjustments				**$ 28,588**	
	Ending Cash Balance	**$ 136,832**	**$ 105,351**	**$ 52,112**	**$ 28,450**	**$ 0**

Fund Name	*Motor Fuel Tax*	***Fund Number***	*46*

Fund Description & Purpose

Accounts for revenues, including the City's motor fuel tax allotment from the State of Illinois, and expenditures for street improvements and traffic signal maintenance within the City footprint.

	(Whole $) Description	2014 Actual	2015 Actual	2016 Actual	2017 Amended Budget	2018 Budget
REVENUE						
	INTERGOV REVENUES					
4648460 - 302103	MFT TAX	1,884,548	1,880,878	1,929,331	2,024,000	2,024,000
4648460 - 302106	FEDERAL GRANTS	198,917	803	95,425	0	0
4648460 - 302123	MAINT INCOME FR STATE	54,785	58,395	84,304	87,600	147,600
4648460 - 302125	CAPITAL BILL PROGRAM REVENUE	710,984	0	0	250,000	0
	Total:	**$ 2,849,234**	**$ 1,940,076**	**$ 2,109,060**	**$ 2,361,600**	**$ 2,171,600**
	INVESTMENTS					
4648460 - 307101	INTEREST INCOME	1,163	879	498	350	350
4648460 - 307141	INVESTMENT INCOME	0	83	3,694	0	0
	Total:	**$ 1,163**	**$ 963**	**$ 4,192**	**$ 350**	**$ 350**
	OTHER INCOME					
4648460 - 308899	MISCELLANEOUS INCOME	79,670	25,672	31,160	16,000	16,000
	Fund Revenue Total:	**$ 2,930,067**	**$ 1,966,711**	**$ 2,144,411**	**$ 2,377,950**	**$ 2,187,950**
EXPENDITURES						
DIVISION: MFT PROJECTS (460)						
	OPERATING EXPENSES					
46484602 - 435800	ROAD SALT	177,374	234,395	134,472	85,264	120,000
46484602 - 441500	TO GENERAL FND MSC & STR REIMB	385,179	481,324	400,976	384,000	430,000
	Total:	**$ 562,552**	**$ 715,719**	**$ 535,448**	**$ 469,264**	**$ 550,000**
	CAPITAL PROJECTS					
46484606 - 489010	LIGHTS	0	0	0	0	0
46484606 - 489050	BRIDGES	-10,458	880,168	117,263	145,000	519,100
46484606 - 489070	STREETS	1,425,526	1,969,880	1,479,341	1,850,000	1,780,000
46484606 - 489080	TRAFFIC SIGNALS	209,631	2,111	12,996	150,000	150,000
	Total:	**$ 1,624,699**	**$ 2,852,159**	**$ 1,609,601**	**$ 2,145,000**	**$ 2,449,100**
	Fund Expense Total:	**$ 2,187,251**	**$ 3,567,879**	**$ 2,145,048**	**$ 2,614,264**	**$ 2,999,100**
	Surplus / (Deficit)	**$ 742,816**	**$ (1,601,167)**	**$ (637)**	**$ (236,314)**	**$ (811,150)**
	Beginning Cash Balance	**$ 2,282,307**	**$ 3,025,123**	**$ 1,423,956**	**$ 1,423,319**	**$ 1,187,005**
	Balance Sheet Adjustments					
	Ending Cash Balance	**$ 3,025,123**	**$ 1,423,956**	**$ 1,423,319**	**$ 1,187,005**	**$ 375,855**

Fund Name	*Major Moves*	***Fund Number***	*47*

Fund Description & Purpose

Accounts for the financial resources received from State of Illinois Grants for the purpose of investment in infrastructure projects providing economic development benefit to the City of Decatur.

	(Whole $) Description	2014 Actual	2015 Actual	2016 Actual	2017 Amended Budget	2018 Budget
REVENUE						
	INTERGOV REVENUES					
4748470 - 302107	STATE GRANTS OR OTHER	62,500	135,193	30,000	0	2,250,000
4748470 - 302125	CAPITAL BILL PROGRAM REVENUE	0	0	0	0	250,000
	Total:	$ 62,500	$ 135,193	$ 30,000	$ 0	$ 2,500,000
	INVESTMENTS					
4748470 - 307101	INTEREST INCOME	3	30	26	0	0
4748470 - 307141	INVESTMENT INCOME	0	5	205	0	0
	Total:	$ 3	$ 36	$ 231	$ 0	$ 0
	TRANSFERS FROM					
4748470 - 306700	TRANSFER FROM OTHER FUNDS	0	31,671	50,000	0	30,000
	Fund Revenue Total:	$ 62,503	$ 166,899	$ 80,231	$ 0	$ 2,530,000
EXPENDITURES						
DIVISION: MAJOR MOVES (470)						
	OPERATING EXPENSES					
47484702 - 428000	PROFESSIONAL SERVICES	0	0	75,306	60,000	60,000
	CAPITAL EXPENSES					
47484705 - 489070	STREETS	0	149,657	0	0	2,550,000
	Total:	$ 0	$ 149,657	$ 0	$ 0	$ 2,550,000
	Fund Expense Total:	$ 0	$ 149,657	$ 75,306	$ 60,000	$ 2,610,000
	Surplus / (Deficit)	$ 62,503	$ 17,242	$ 4,925	$ (60,000)	$ (80,000)
	Beginning Cash Balance	$ -	$ 62,503	$ 79,745	$ 84,670	$ 109,992
	Balance Sheet Adjustments		$ -		$ 85,322	
	Ending Cash Balance	$ 62,503	$ 79,745	$ 84,670	$ 109,992	$ 29,992

Fund Name	*Fire Capital*	***Fund Number***	*49*

Fund Description & Purpose

Account for the revenue received from various tax and other sources in support of the Decatur Fire Department. Revenues received used to defray the expense of Fire Department capital expenditures.

	(Whole $) Description	*2014 Actual*	*2015 Actual*	*2016 Actual*	*2017 Amended Budget*	*2018 Budget*
REVENUE						
	INTERGOV REVENUES					
4947490 - 302403	FIRE TRAINING REIMBURSEMENT	0	38,162	60,078	45,000	45,000
	INVESTMENTS					
4947490 - 307101	INTEREST INCOME	0	4	82	0	0
4947490 - 307141	INVESTMENT INCOME	0	2	657	0	0
	Total:	**$ 0**	**$ 6**	**$ 739**	**$ 0**	**$ 0**
	OTHER INCOME					
4947490 - 308802	SALE OF CITY PROPERTY	1,296	2,050	20,403	0	0
4947490 - 309900	BOND OR NOTE PROCEEDS	0	0	160,481	2,000,000	1,000,000
	Total:	**$ 1,296**	**$ 2,050**	**$ 180,884**	**$ 2,000,000**	**$ 1,000,000**
	TRANSFERS FROM					
4947490 - 306700	TRANSFER FROM GENERAL FUND	0	0	630,315	315,000	460,000
4947490 - 306749	TRANSFER FROM FLEET MAINT	0	0	0	167,000	0
	Total:	**$ 0**	**$ 0**	**$ 630,315**	**$ 482,000**	**$ 460,000**
	Fund Revenue Total:	**$ 1,297**	**$ 40,218**	**$ 872,016**	**$ 2,527,000**	**$ 1,505,000**
EXPENDITURES						
DIVISION: FIRE CAPITAL (490)						
	OPERATING EXPENSES					
49474902 - 421400	SERVICE-OTHER EQUIP	0	0	0	167,000	0
49474902 - 428000	PROFESSIONAL SERVICES	0	0	59,354	75,000	50,000
49474902 - 447200	NOTE ISSUANCE COSTS	0	0	7,500	0	0
	Total:	**$ 0**	**$ 0**	**$ 66,854**	**$ 242,000**	**$ 50,000**
	CAPITAL EXPENSES					
49474905 - 421000	SERVICE TO MAINT BUILDINGS	0	16,817	0	0	0
49474905 - 440900	PRINCIPAL PAYMENTS	0	0	68,860	80,735	61,372
49474905 - 441000	INTEREST PAYMENTS	0	0	10,722	9,668	7,390
49474905 - 449900	SMALL CAPITAL ITEMS	0	0	3,946	45,000	0
49474905 - 455200	VEHICLE LEASE PAYMENT	0	0	148,544	148,545	247,285
	Total:	**$ 0**	**$ 16,817**	**$ 232,072**	**$ 283,948**	**$ 316,047**
	Division Total:	**$ 0**	**$ 16,817**	**$ 298,926**	**$ 525,948**	**$ 366,047**
DIVISION: FIRE CAPITAL PROJECTS (491)						
	OPERATING EXPENSES					
49474916 - 428000	PROFESSIONAL SERVICES	0	0	113,190	0	0
49474916 - 440900	PRINCIPAL PAYMENTS	0	0	0	314,286	314,286
49474916 - 441000	INTEREST PAYMENT	0	0	0	0	15,714
49474916 - 450200	BUILDINGS	0	0	0	2,000,000	1,000,000
	Division Total:	**$ 0**	**$ 0**	**$ 113,190**	**$ 2,314,286**	**$ 1,330,000**
	Fund Expense Total:	**$ 0**	**$ 16,817**	**$ 412,116**	**$ 2,840,234**	**$ 1,696,047**
	Surplus / (Deficit)	**$ 1,297**	**$ 23,401**	**$ 459,900**	**$ (313,234)**	**$ (191,047)**
	Beginning Cash Balance	**$ 0**	**$ 1,297**	**$ 24,697**	**$ 484,598**	**$ 192,500**
	Balance Sheet Adjustments				**$ 21,136**	
	Ending Cash Balance	**$ 1,297**	**$ 24,697**	**$ 484,598**	**$ 192,500**	**$ 1,453**

Fund Name	*Debt Service*	***Fund Number***	*50*

Fund Description & Purpose

Account for the accumulation of resources for, and the payment of principal and interest on general obligation debt, serial and term debt obligations of the City. Direct payment of GO Bond debt moved to initiating fund in 2016.

	(Whole $) Description	*2014 Actual*	*2015 Actual*	*2016 Actual*	*2017 Amended Budget*	*2018 Budget*
REVENUE						
	INVESTMENTS					
5043500 - 307101	INTEREST INCOME	842	1,159	373	0	0
5043500 - 307141	INVESTMENT INCOME	0	361	2,117	0	0
	Total:	**$ 842**	**$ 1,520**	**$ 2,490**	**$ 0**	**$ 0**
	OTHER INCOME					
5043500 - 308819	TREASURY REBATE	473,104	466,886	162,327	445,530	0
5043500 - 309900	BOND OR NOTE PROCEEDS	0	0	0	0	0
	Total:	**$ 473,104**	**$ 466,886**	**$ 162,327**	**$ 445,530**	**$ 0**
	TAXES					
5043500 - 301103	REAL ESTATE TAXES	1,280,859	1,261,568	2,209,174	1,679,375	1,050,885
	TRANSFERS FROM					
5043500 - 303607	PAYMENT IN LIEU OF TAXES	76,020	97,473	131,560	283,918	247,057
5043500 - 306620	SEWER FUNDING	81,488	17,482	0	0	0
5043500 - 306703	WATER FUNDING	5,302,600	6,807,162	0	0	0
5043500 - 306707	CDBG FUNDING	170,000	175,000	0	0	0
5043500 - 306759	TRANSER FR 2010 PROJECT FUND	800,000	0	0	0	0
5043500 - 306765	OLDE TOWN TIF FUNDING	961,286	861,521	84,698	0	0
5043500 - 306766	WABASH CROSSING TIF FUNDING	170,700	151,578	0	0	0
	Total:	**$ 7,562,095**	**$ 8,110,217**	**$ 216,258**	**$ 283,918**	**$ 247,057**
	Fund Revenue Total:	**$ 9,316,899**	**$ 9,840,191**	**$ 2,590,249**	**$ 2,408,823**	**$ 1,297,942**

EXPENDITURES

DIVISION: DS-SPRING CREEK SEWER LOAN (501)

	OPERATING EXPENSES					
50435012 - 440900	PRINCIPAL PAYMENTS	34,541	17,636	0	0	0
50435012 - 441000	INTEREST PAYMENTS	1,227	248	0	0	0
	Division Total:	**$ 35,769**	**$ 17,884**	**$ 0**	**$ 0**	**$ 0**

DIVISION: DS-WEST MOUND SEWER LOAN (502)

	OPERATING EXPENSES					
50435022 - 440900	PRINCIPAL PAYMENTS	14,779	6,305	0	0	0
50435022 - 441000	INTEREST PAYMENTS	490	89	0	0	0
	Division Total:	**$ 15,269**	**$ 6,394**	**$ 0**	**$ 0**	**$ 0**

DIVISION: DS-2014 GO BONDS (503)

	OPERATING EXPENSES					
50435032 - 440900	PRINCIPAL PAYMENTS	0	730,000	0	0	0
50435032 - 441000	INTEREST PAYMENTS	421,607	1,050,438	0	0	0
50435032 - 441100	FISCAL FEES	0	375	0	0	0
50435032 - 445900	TRANSFER TO OTHER FUNDS	0	0	1,128,925	0	0
	Division Total:	**$ 421,607**	**$ 1,780,813**	**$ 1,128,925**	**$ 0**	**$ 0**

Fund Name	*Debt Service*	*Fund Number*	*50*

(Whole $) Description	2014 Actual	2015 Actual	2016 Actual	2017 Amended Budget	2018 Budget
EXPENDITURES					
DIVISION: DS-2015 GO BONDS (505)					
OPERATING EXPENSES					
50435052 - 445900 TRANSFER TO OTHER FUNDS	0	0	850,000	0	0
Division Total:	**$ 0**	**$ 0**	**$ 850,000**	**$ 0**	**$ 0**
DIVISION: DS-STALEY SEWER LOAN (507)					
OPERATING EXPENSES					
50435072 - 440900 PRINCIPAL PAYMENTS	46,221	0	0	0	0
50435072 - 441000 INTEREST PAYMENTS	1,048	0	0	0	0
Division Total:	**$ 47,269**	**$ 0**	**$ 0**	**$ 0**	**$ 0**
DIVISION: DS-2005 GO BONDS (511)					
OPERATING EXPENSES					
50435112 - 440900 PRINCIPAL PAYMENTS	675,000	0	0	0	0
50435112 - 441000 INTEREST PAYMENT	24,300	0	0	0	0
50435112 - 441100 FISCAL FEES	350	0	0	0	0
Division Total:	**$ 699,650**	**$ 0**	**$ 0**	**$ 0**	**$ 0**
DIVISION: DS-2002 BOND-WABASH CROSSNG (512)					
OPERATING EXPENSES					
50435122 - 440900 PRINCIPAL PAYMENTS	170,000	175,000	0	0	0
50435122 - 441000 INTEREST PAYMENT	99,816	90,585	80,855	64,769	59,974
Division Total:	**$ 269,816**	**$ 265,585**	**$ 80,855**	**$ 64,769**	**$ 59,974**
DIVISION: DS-2008 GO BONDS (514)					
OPERATING EXPENSES					
50435142 - 440900 PRINCIPAL PAYMENTS	360,000	790,000	0	0	0
50435142 - 441000 INTEREST PAYMENT	394,213	380,713	0	0	0
50435142 - 441100 FISCAL FEES	750	0	0	0	0
Division Total:	**$ 754,963**	**$ 1,170,713**	**$ 0**	**$ 0**	**$ 0**
DIVISION: DS-2010A BOND (516)					
OPERATING EXPENSES					
50435162 - 440900 PRINCIPAL PAYMENTS	140,000	150,000	180,000	41,000	94,000
50435162 - 441000 INTEREST PAYMENT	450,858	445,783	440,158	86,592	84,851
50435162 - 441100 FISCAL FEES	750	750	750	1,000	750
Division Total:	**$ 591,608**	**$ 596,533**	**$ 620,908**	**$ 128,592**	**$ 179,601**
DIVISION: DS-2010B BOND (517)					
OPERATING EXPENSES					
50435172 - 440900 PRINCIPAL PAYMENTS	890,000	955,000	284,480	419,490	0
50435172 - 441000 INTEREST PAYMENT	1,391,318	1,369,068	340,466	460,631	0
50435172 - 441100 FISCAL FEES	0	2,105	0	1,000	0
Division Total:	**$ 2,281,318**	**$ 2,326,173**	**$ 624,946**	**$ 881,121**	**$ 0**

Fund Name	*Debt Service*	*Fund Number*	*50*

(Whole $) Description	2014 Actual	2015 Actual	2016 Actual	2017 Amended Budget	2018 Budget
EXPENDITURES					
DIVISION: DS-2010C BOND (518)					
OPERATING EXPENSES					
50435182 - 440900 PRINCIPAL PAYMENTS	190,000	195,000	100,000	102,500	105,000
50435182 - 441000 INTEREST PAYMENT	87,400	83,600	58,313	35,875	32,800
50435182 - 441100 FISCAL FEES	750	750	750	1,000	750
Division Total:	$ 278,150	$ 279,350	$ 159,063	$ 139,375	$ 138,550
DIVISION: DS-2010D BOND (519)					
OPERATING EXPENSES					
50435192 - 440900 PRINCIPAL PAYMENTS	265,000	255,000	245,000	235,000	0
50435192 - 441000 INTEREST PAYMENT	27,150	21,850	16,750	9,400	0
50435192 - 441100 FISCAL FEES	750	750	750	1,000	0
Division Total:	$ 292,900	$ 277,600	$ 262,500	$ 245,400	$ 0
DIVISION: DS-2012 GO BOND (521)					
OPERATING EXPENSES					
50435212 - 440900 PRINCIPAL PAYMENTS	590,000	595,000	605,000	620,000	630,000
50435212 - 441000 INTEREST PAYMENT	159,656	152,244	141,731	129,481	116,981
50435212 - 441100 FISCAL FEES	385	385	385	1,000	385
Division Total:	$ 750,041	$ 747,629	$ 747,116	$ 750,481	$ 747,366
DIVISION: DS-2013 GO BOND (522)					
OPERATING EXPENSES					
50435222 - 440900 PRINCIPAL PAYMENTS	1,150,000	1,175,000	0	0	0
50435222 - 441000 INTEREST PAYMENT	691,050	661,925	0	0	0
50435222 - 441100 FISCAL FEES	350	350	0	0	0
50435222 - 445900 TRANSFER TO OTHER FUNDS	0	0	1,272,625	0	0
Division Total:	$ 1,841,400	$ 1,837,275	$ 1,272,625	$ 0	$ 0
Fund Expense Total:	$ 8,279,757	$ 9,305,947	$ 5,746,937	$ 2,209,738	$ 1,125,491
Surplus / (Deficit)	$ 1,037,142	$ 534,244	$ (3,156,688)	$ 199,085	$ 172,451
Beginning Cash Balance	$ 2,399,608	$ 3,436,750	$ 3,970,994	$ 814,306	$ 706,067
Balance Sheet Adjustments				$ (307,324)	
Ending Cash Balance	$ 3,436,750	$ 3,970,994	$ 814,306	$ 706,067	$ 878,518

Fund Name	*Library Capital*	***Fund Number***	*58*

Fund Description & Purpose

Account for the financial resources used for capital investment in the Library building and for facility infrastructure repair and maintenance.

	(Whole $) Description	*2014 Actual*	*2015 Actual*	*2016 Actual*	*2017 Amended Budget*	*2018 Budget*
REVENUE						
	OTHER INCOME					
5859580 - 306709	TRANSFER FROM LIBRARY	100,000	50,000	50,000	0	0
5859580 - 307101	INTEREST INCOME	7	39	39	0	0
5859580 - 307141	INVESTMENT INCOME	0	10	290	0	0
5859580 - 308826	DECATUR LIBRARY FOUNDATION	0	0	0	375,000	375,000
	Total:	$ 100,007	$ 50,049	$ 50,330	$ 375,000	$ 375,000
	Fund Revenue Total:	$ 100,007	$ 50,049	$ 50,330	$ 375,000	$ 375,000
DIVISION: LIBRARY CAPITAL (580)						
	OPERATING EXPENSES					
58595822 - 448600	TRANSFER TO LIBRARY FUND	0	0	0	0	0
	Total:	$ 0	$ 0	$ 0	$ 0	$ 0
	CAPITAL EXPENSES					
58595826 - 451500	OFFICE EQUIPMENT	0	0	0	375,000	375,000
	Division Total:	$ 0	$ 0	$ 0	$ 375,000	$ 375,000
	Fund Expense Total:	$ 0	$ 0	$ 0	$ 375,000	$ 375,000
	Surplus / (Deficit)	$ 100,007	$ 50,049	$ 50,330	$ 0	$ 0
	Beginning Cash Balance	$ -	$ 100,007	$ 150,056	$ 200,385	$ 200,385
	Balance Sheet Adjustments					
	Ending Cash Balance	$ 100,007	$ 150,056	$ 200,385	$ 200,385	$ 200,385

Fund Name	*City of Decatur Library Trust*	***Fund Number***	*59*

Fund Description & Purpose

Account for revenues received from third party sources for the specific purpose of benefit to the City of Decatur Public Library and account for the expenditure of such funds.

	(Whole $) Description	*2014 Actual*	*2015 Actual*	*2016 Actual*	*2017 Amended Budget*	*2018 Budget*
REVENUE						
	INVESTMENTS					
5959590 - 307103	INTEREST INC - CANTONI	21	21	15	0	0
5959590 - 307104	INTEREST INC - MEYERS	80	73	52	0	0
5959590 - 307141	INVESTMENT INCOME	0	19	54	0	0
5959590 - 307142	INTEREST - DONATIONS	3	7	4	0	0
	Total:	**$ 104**	**$ 120**	**$ 125**	**$ 0**	**$ 0**
	OTHER INCOME					
5959590 - 308805	CONTRIBUTIONS	27,278	18,023	10,895	10,000	10,000
	Fund Revenue Total:	**$ 27,382**	**$ 18,143**	**$ 11,021**	**$ 10,000**	**$ 10,000**
EXPENDITURES						
DIVISION: DPL-CANTONI TRUST (591)						
	CAPITAL ASSETS					
59595912 - 458000	BOOKS & PERIODICALS	0	22	955	45,000	45,000
	Division Total:	**$ 0**	**$ 22**	**$ 955**	**$ 45,000**	**$ 45,000**
DIVISION: DPL-MEYER TRUST (592)						
	OPERATING EXPENSES					
59595922 - 428000	PROFESSIONAL FEES	0	45	0	5,000	5,000
59595922 - 4431600	ARCHIVAL SUPPLIES	1,211	0	0	5,000	5,000
59595922 - 448600	TRANSFER TO LIBRARY	0	0	1,339	26,528	26,528
59595922 - 449900	SMALL CAPITAL ITEMS	6,214	15,401	2,112	5,000	5,000
59595922 - 458000	BOOK AND PERIODICALS	901	3,568	1,174	5,000	5,000
	Division Total:	**$ 8,325**	**$ 19,015**	**$ 4,626**	**$ 46,528**	**$ 46,528**
DIVISION: DPL-MEMORIALS (594)						
	CAPITAL ASSETS					
59595942 - 408899	MISC EXPENSE	0	0	0	10,000	10,000
59595942 - 428000	PROFESSIONAL FEES	4,185	0	0	0	0
59595942 - 449900	SMALL CAPITAL ITEMS	13,660	0	0	0	0
59595942 - 458000	BOOKS & PERIODICALS	3,827	8,426	10,228	20,000	20,000
	Division Total:	**$ 21,672**	**$ 8,426**	**$ 10,228**	**$ 30,000**	**$ 30,000**
	Fund Expense Total:	**$ 29,997**	**$ 27,462**	**$ 15,808**	**$ 121,528**	**$ 121,528**
	Surplus / (Deficit)	**$ (2,616)**	**$ (9,320)**	**$ (4,787)**	**$ (111,528)**	**$ (111,528)**
	Beginning Cash Balance	**$ 289,293**	**$ 286,677**	**$ 277,357**	**$ 272,570**	**$ 250,000**
	Balance Sheet Adjustments				**$ 88,958**	
	Ending Cash Balance	**$ 286,677**	**$ 277,357**	**$ 272,570**	**$ 250,000**	**$ 138,472**

Fund Name	*Fleet Maintenance*	***Fund Number***	*60*

Fund Description & Purpose

Accounts for services provided by the City's garage for repair and maintenance of motorized vehicles and equipment and for funds transferred from operating departments for the expenses of operating City equipment.

	(Whole $) Description	2014 Actual	2015 Actual	2016 Actual	2017 Amended Budget	2018 Budget
REVENUE						
	OTHER INCOME					
6048600 - 308855	AUTO INSURANCE REIMBUR	30,256	11,909	19,766	0	39,000
6048600 - 308860	GASOLINE/DIESEL FUEL REIMB	20,689	18,032	14,039	20,696	19,434
6048600 - 308890	REIMBURSEMENT OF EXPENSE	0	2,304	0	0	0
6048600 - 308899	MISCELLANEOUS INCOME	959	5,212	2,886	0	0
	Total:	$ 51,904	$ 37,457	$ 36,691	$ 20,696	$ 58,434
	TRANSFERS FROM					
6048600 - 306700	MAINTENANCE FROM OTHER FUNDS	1,636,288	1,991,904	2,062,980	2,062,980	1,972,104
6048600 - 306780	FUEL REIMBURSEMENT	824,231	492,846	425,208	490,400	580,927
	Total:	$ 2,460,519	$ 2,484,750	$ 2,488,188	$ 2,553,380	$ 2,553,031
	Fund Revenue Total:	$ 2,512,423	$ 2,522,208	$ 2,524,879	$ 2,574,076	$ 2,611,465
EXPENDITURES						
DIVISION: FLEET OPERATIONS (601)						
	PERSONNEL SERVICES					
60486011 - 409000	SALARIES	426,333	391,064	335,737	432,492	449,942
60486011 - 410100	OVERTIME	13,008	6,289	7,656	8,670	8,670
60486011 - 410500	PENSION CONTRIBUTION	53,078	47,974	53,836	54,650	57,050
60486011 - 410700	FICA/MEDICARE	32,503	29,396	25,058	34,073	35,569
60486011 - 411100	LIFE INSURANCE	591	560	515	759	768
60486011 - 411200	MEDICAL INSURANCE	94,640	111,510	111,540	145,600	114,400
60486011 - 411220	VSP INSURANCE PREMIUMS	3,200	0	0	0	0
60486011 - 411500	SERVICE RECOGNITION	1,274	1,125	703	4,235	6,340
	Total:	$ 624,626	$ 587,919	$ 535,045	$ 680,479	$ 672,739
	OPERATING EXPENSES					
60486012 - 411300	TO EMPL BENEFETS-UNEMPLOYMENT	204	1,140	708	708	492
60486012 - 420200	PRINTING AND BINDING	0	25	0	95	0
60486012 - 420500	SERV - AUTO BODY REPAIRS	21,868	32,979	24,918	40,000	30,000
60486012 - 421200	SERV - AUTO EQUIPMENT	128,291	117,880	107,812	140,000	100,395
60486012 - 421400	SERVICE- OTHER EQUIP	0	2,739	52,830	4,750	4,000
60486012 - 421700	SERV TO MAINT COMM EQUIP	1,453	342	118	950	100
60486012 - 422400	SERV - SHOP EQUIP	4,163	17,379	10,307	10,000	2,500
60486012 - 422500	SERV - MOTOR POOL EQUIP	2,815	45,325	4,520	6,650	5,000
60486012 - 422700	INSPECTION FEES	7,994	7,679	8,096	9,000	9,000
60486012 - 422800	HAZARDOUS WASTE MGT	1,590	1,564	1,236	1,500	1,000
60486012 - 423000	GENERAL FUND IT SERVICES	57,528	64,296	69,072	67,116	69,696
60486012 - 423100	ELECTRICITY	12,234	12,229	12,466	13,000	14,000
60486012 - 423200	NATURAL GAS	10,914	7,679	5,823	7,200	7,000
60486012 - 423300	TELEPHONE	147	341	457	1,000	600
60486012 - 423400	WATER	644	772	2,357	2,450	2,450
60486012 - 424000	TRAINING SCHOOL EXPENSES	2,169	2,266	3,732	3,800	3,000
60486012 - 424100	CONFERENCES & TRAVEL	1,193	175	529	2,000	200
60486012 - 424500	POSTAGE	20	17	17	190	50
60486012 - 424700	COMPUTER SOFTWARE	9,988	10,344	10,588	11,000	12,000
60486012 - 425000	GENERAL FUND ADMIN FEE	69,552	73,428	75,348	67,608	79,464
60486012 - 425600	FREIGHT & CARTAGE	491	284	107	500	200

Fund Name	*Fleet Maintenance*	***Fund Number***	*60*

(Whole $)	***Description***	***2014 Actual***	***2015 Actual***	***2016 Actual***	***2017 Amended Budget***	***2018 Budget***
EXPENDITURES						
	OPERATING EXPENSES					
60486012 - 426500	MEDICAL SERVICES	0	0	0	100	0
60486012 - 427100	TEMP AGENCY SERVICES	0	0	46,616	4,750	5,000
60486012 - 427600	WASHING CARS	4,093	6,500	6,336	7,125	7,000
60486012 - 428400	MEMBERSHIP FEES	146	0	185	238	200
60486012 - 428800	RENTAL-COPY MACHINE	300	456	1,476	1,550	1,600
60486012 - 430200	PUBLICATIONS	438	438	521	500	500
60486012 - 430800	PERSONAL SAFETY GEAR	852	802	901	950	500
60486012 - 431200	JANITORIAL SUPPLIES	1,104	641	911	950	1,000
60486012 - 433100	MEDICAL SUPPLIES	50	66	296	265	350
60486012 - 433900	MATERIAL - AUTO EQUIP	1,103	452	282	950	500
60486012 - 434000	MINOR EQUIP & TOOLS	5,910	5,020	5,664	6,000	6,000
60486012 - 434100	EMPLOYEE MINOR EQUIP	792	972	530	750	750
60486012 - 434500	OFFICE SUPPLIES	430	198	266	500	250
60486012 - 434600	TRAINING & TESTING SUPPLY	30	7	0	200	0
60486012 - 440900	PRINCIPAL PAYMENTS	0	0	20,292	28,245	35,512
60486012 - 441000	INTEREST PAYMENTS	0	0	17,958	22,978	21,884
60486012 - 441504	GENERAL FUND PURCHASING	11,184	22,416	18,972	17,640	18,600
60486012 - 441505	GENERAL FUND PUBLIC WORKS	141,000	81,900	175,164	169,920	160,236
60486012 - 441506	GENERAL FUND HUMAN RES	9,384	6,396	6,444	6,516	6,600
60486012 - 442300	RISK MANAGEMENT INSURANCE	185,892	194,148	184,740	184,740	282,396
60486012 - 442700	TR TO EQUIP REPLACEMENT	0	250,000	0	0	0
60486012 - 444000	MOTOR VEH LICENSE FEES	210	466	250	100	100
60486012 - 445900	REIMBURSEMENT TO OTHER FUNDS	31,650	50,796	0	167,000	0
60486012 - 449900	SMALL CAPITAL ITEMS	245	0	0	500	1,000
	Total:	**728,071**	**1,020,555**	**878,844**	**1,011,984**	**891,125**
	Division Total:	**$ 1,352,697**	**$ 1,608,474.02**	**$ 1,413,889**	**$ 1,692,463**	**$ 1,563,864**
DIVISION: FLEET INVENTORY (602)						
	OPERATING EXPENSES					
60486022 - 437900	INV PURCHASE - SUPPLIES	16,205	13,108	11,043	20,000	10,000
60486022 - 438000	INV PURCHASE - ANTIFREEZE	3,304	2,143	1,408	2,600	1,000
60486022 - 438100	INV PURCHASE - DIESEL	277,082	171,283	124,394	193,463	153,000
60486022 - 438200	INV PURCHASE - PARTS	408,813	325,823	299,890	375,000	400,000
60486022 - 438300	INV PURCHASE - GASOLINE	481,313	298,522	251,485	275,000	227,000
60486022 - 438400	INV PURCHASE - LUBRICANTS	39,821	25,157	24,612	30,000	20,000
60486022 - 438500	INV PURCHASE- TIRES	63,775	59,278	72,538	80,000	60,000
60486022 - 438700	INV PURCHASE - BROOMS	7,856	10,305	5,534	12,000	14,000
60486022 - 438900	INV PURCHASE - PROPANE	0	0	1,123	1,000	1,000
	Division Total:	**$ 1,298,170**	**$ 905,618**	**$ 792,026**	**$ 989,063**	**$ 886,000**
	Fund Expense Total:	**$ 2,650,867**	**$ 2,514,092**	**$ 2,205,915**	**$ 2,681,526**	**$ 2,449,864**
	Surplus / (Deficit)	**$ (138,444)**	**$ 8,116**	**$ 318,964**	**$ (107,450)**	**$ 161,601**
	Beginning Cash Balance	**$ 143,747**	**$ 5,275**	**$ 13,390**	**$ 332,354**	**$ 500,000**
	Balance Sheet Adjustments	**$ (29)**			**$ 275,096**	
	Ending Cash Balance	**$ 5,275**	**$ 13,390**	**$ 332,354**	**$ 500,000**	**$ 661,601**
			$ 0.00			

Authorized Headcount Staffing	**2014 Budget**	**2015 Budget**	**2016 Budget**	**2017 Budget**	**2018 Budget**
Management Staff					
Management Staff FTE's	1	1	1	1	1
Bargaining Staff					
AFSCME	7	7	7	7	7
Police	-	-	-	-	-
Fire	-	-	-	-	-
Bargaining Staff FTE's	7	7	7	7	7
Total Authorized Headcount	8	8	8	8	8

Fund Name	*Equipment Replacement*	***Fund Number***	*61*

Fund Description & Purpose

Accounts for funds transferred from the Fleet Maintenance Fund and other funding sources for replacement of City equipment. Capital outlay for City Fleet vehicles and other rolling stock machinery and equipment is from this fund.

(Whole $)						
	Description	***2014 Actual***	***2015 Actual***	***2016 Actual***	***2017 Amended Budget***	***2018 Budget***
REVENUE						
	INVESTMENTS					
6143610 - 307101	INTEREST INCOME	377	161	149	0	0
6143610 - 307141	INVESTMENT INCOME	0	25	1,132	0	0
	Total:	**$ 377**	**$ 186**	**$ 1,281**	**$ 0**	**$ 0**
	OTHER INCOME					
6143610 - 308802	SALE OF CITY PROPERTY	11,828	0	0	0	0
	TRANSFERS FROM					
6143610 - 306711	TRANSFER FR FLEET MAINT	0	250,000	0	0	0
	Fund Revenue Total:	**$ 12,205**	**$ 250,186**	**$ 1,281**	**$ 0**	**$ 0**
EXPENDITURES						
DIVISION: EQUIPMENT REPLACEMENT (610)						
	OPERATING EXPENSES					
61436102 - 441500	TRANSFER TO GENERAL FUND	500,000	200,000	0	0	0
61436102 - 449900	SMALL CAPITAL ITEMS	0	584	1,011	0	0
61436102 - 455200	VEHICLE LEASE PAYMENT	0	0	0	51,829	51,829
	Total:	**$ 500,000**	**$ 200,584**	**$ 1,011**	**$ 51,829**	**$ 51,829**
	CAPITAL ASSETS					
61436105 - 440900	PRINCIPAL PAYMENTS	0	0	0	0	34,100
61436105 - 441000	INTEREST PAYMENT	0	0	0	0	5,186
61436105 - 451000	AUTOMOTIVE PURCHASES	0	0	0	0	0
61436105 - 452000	OTHER EQUIPMENT	3,314	5,261	0	260,737	123,285
61436105 - 489000	BUILDINGS, GROUNDS, GENERAL	0	65,004	0	0	0
	Total:	**$ 3,314**	**$ 70,265**	**$ 0**	**$ 260,737**	**$ 162,571**
	Fund Expense Total:	**$ 503,314**	**$ 270,848**	**$ 1,011**	**$ 312,566**	**$ 214,400**
	Surplus / (Deficit)	**$ (491,109)**	**$ (20,663)**	**$ 270**	**$ (312,566)**	**$ (214,400)**
	Beginning Cash Balance	**$ 824,308**	**$ 333,199**	**$ 312,536**	**$ 312,806**	**$ 325,000**
	Balance Sheet Adjustments				**$ 324,760**	
	Ending Cash Balance	**$ 333,199**	**$ 312,536**	**$ 312,806**	**$ 325,000**	**$ 110,600**

Fund Name	*Risk Management*	***Fund Number***	*64*

Fund Description & Purpose

Accounts for the financial resources collected from other City funds to defray the cost of business insurance, including workers compensation, property & casualty and general liability coverage for city operations.

	(Whole $) Description	2014 Actual	2015 Actual	2016 Actual	2017 Amended Budget	2018 Budget
REVENUE						
	INVESTMENTS					
6443640 - 307101	INTEREST INCOME	1,077	1,027	741	1,000	600
6443640 - 307141	INVESTMENT INCOME	0	210	5,386	0	3,000
	Total:	**$ 1,077**	**$ 1,238**	**$ 6,127**	**$ 1,000**	**$ 3,600**
	OTHER INCOME					
6443640 - 308813	CIVIC CENTER BUSINESS INS	22,363	34,502	19,026	25,122	12,216
	TRANSFERS FROM					
6443640 - 303608	FR EMPLOYEE BENEFITS - ADMIN	111,612	119,064	133,501	133,501	135,000
6443640 - 306402	CITY - BUSINESS INS	2,898,696	2,527,536	1,923,528	1,923,180	3,090,468
6443640 - 308823	PUBLIC SAFETY WORK COMP REIMB	0	0	9,801	0	0
	Total:	**$ 3,010,308**	**$ 2,646,600**	**$ 2,066,830**	**$ 2,056,681**	**$ 3,225,468**
	Fund Revenue Total:	**$ 3,033,748**	**$ 2,682,340**	**$ 2,091,982**	**$ 2,082,803**	**$ 3,241,284**
EXPENDITURES						
DIVISION: RISK MANAGEMENT (641)						
	PERSONNEL SERVICES					
64436411 - 409000	SALARIES	135,246	144,375	91,102	58,942	0
64436411 - 410500	PENSION CONTRIBUTION	0	0	3,384	0	0
64436411 - 410500	PENSION CONTRIBUTION	17,108	18,197	12,455	7,459	0
64436411 - 410700	FICA/MEDICARE	10,522	11,232	7,388	4,651	0
64436411 - 411100	LIFE INSURANCE	406	429	249	192	0
64436411 - 411200	MEDICAL INSURANCE	13,520	15,930	17,160	18,200	0
64436411 - 411500	SERVICE RECOGNITION	1,730	1,785	1,840	1,850	0
	Total:	**$ 178,532**	**$ 191,948**	**$ 133,578**	**$ 91,294**	**$ 0**
	OPERATING EXPENSES					
64436412 - 423000	GENERAL FUND IT SERVICES	19,464	22,116	23,520	23,016	23,928
64436412 - 423300	TELEPHONE	308	376	370	500	0
64436412 - 424100	CONFERENCES & TRAVEL	2,651	535	0	3,000	3,000
64436412 - 424500	POSTAGE	1,039	899	905	1,100	500
64436412 - 425000	TO GEN FD - ADMIN SERVICES	84,408	95,304	75,492	74,208	177,600
64436412 - 426500	MEDICAL EXPENSES	0	0	0	0	6,000
64436412 - 428000	PROFESSIONAL SERVICES	0	0	0	0	30,000
64436412 - 428400	MEMBERSHIP FEES	385	385	550	400	1,000
64436412 - 428800	RENTAL-COPY MACHINE	1,637	589	2,601	3,340	2,800
64436412 - 434500	OFFICE SUPPLIES	36	80	0	200	0
64436412 - 434600	TRAINING & TESTING SUPPLIES	0	11,281	6,895	10,000	20,000
64436412 - 435700	EMPLOYEE RECOG SUPPLIES	1,117	3,574	1,957	3,600	0
64436412 - 441504	GENERAL FUND PURCHASING	216	240	1,116	240	312
64436412 - 441506	GENERAL FUND HUMAN RES	2,088	1,596	1,608	816	0
64436412 - 442500	SURETY BONDS	3,415	2,486	3,099	3,200	3,600
64436412 - 445900	REIMBURSEMENT TO OTHER FUNDS	300,000	0	0	0	0
	Total:	**$ 416,765**	**$ 139,461**	**$ 118,113**	**$ 123,620**	**$ 268,740**
	Division Total:	**$ 595,297**	**$ 331,410**	**$ 251,691**	**$ 214,914**	**$ 268,740**

Fund Name	*Risk Management*	***Fund Number***	*64*

(Whole $) ***Description***	***2014 Actual***	***2015 Actual***	***2016 Actual***	***2017 Amended Budget***	***2018 Budget***
EXPENDITURES					
DIVISION: WORKER'S COMPENSATION (642)					
OPERATING EXPENSES					
64436422 - 428000 PROFESSIONAL SERVICES	79,457	91,966	61,867	90,148	86,500
64436422 - 440100 CLAIMS	1,006,022	884,278	1,189,230	1,256,495	900,000
64436422 - 440125 SETTLEMENTS	0	0	0	0	300,000
64436422 - 442400 INSURANCE PREMIUMS	585,834	608,159	656,839	655,630	700,000
Division Total:	**$ 1,671,314**	**$ 1,584,403**	**$ 1,907,936**	**$ 2,002,273**	**$ 1,986,500**
DIVISION: LIABILITY PROPERTY & CASUALTY (643)					
OPERATING EXPENSES					
64436432 - 428000 PROFESSIONAL SERVICES	36,453	23,429	46,071	21,146	27,500
64436432 - 440100 CLAIMS	167,348	250,653	182,783	294,734	300,000
64436432 - 442400 INSURANCE PREMIUMS	420,727	384,456	359,748	365,843	360,000
Division Total:	**$ 624,528**	**$ 658,537**	**$ 588,602**	**$ 681,723**	**$ 687,500**
Fund Expense Total:	**$ 2,891,139**	**$ 2,574,350**	**$ 2,748,228**	**$ 2,898,910**	**$ 2,942,740**
Surplus / (Deficit)	**$ 142,609**	**$ 107,990**	**$ (656,246)**	**$ (816,107)**	**$ 298,544**
Beginning Cash Balance	**$ 2,998,085**	**$ 2,955,695**	**$ 3,063,685**	**$ 2,407,439**	**$ 722,752**
Balance Sheet Adjustments	**$ (185,000)**			**$ (868,580)**	
Ending Cash Balance	**$ 2,955,695**	**$ 3,063,685**	**$ 2,407,439**	**$ 722,752**	**$ 1,021,296**

Authorized Headcount Staffing	**2014 Budget**	**2015 Budget**	**2016 Budget**	**2017 Budget**	**2018 Budget**
Management Staff					
Management Staff FTE's	2	2	2	1	-
Bargaining Staff					
AFSCME		-	-	-	-
Police		-	-	-	-
Fire		-	-	-	-
Bargaining Staff FTE's	-	-	-	-	-
Total Authorized Headcount	2	2	2	1	-

Fund Name	*Benefit Insurance*	***Fund Number***	*65*

Fund Description & Purpose

Accounts for financial resources collected from other City funds and from employees through payroll deduction to defray the cost of employee benefit programs including healthcare, voluntary benefits, life insurance, and unemployment compensation.

	(Whole $) Description	2014 Actual	2015 Actual	2016 Actual	2017 Amended Budget	2018 Budget
REVENUE						
	INVESTMENTS					
6543650 - 307101	INTEREST INCOME	157	48	266	12	720
6543650 - 307141	INVESTMENT INCOME	0	33	2,158	0	4,800
	Total:	$ 157	$ 81	$ 2,424	$ 12	$ 5,520
	OTHER INCOME					
6543650 - 308821	CIVIC CENTER-MEDICAL INSURANCE	66,372	128,935	121,884	108,360	115,200
	PAYROLL TRANSFERS					
6543650 - 306601	PAYROLL - HEALTH	713,154	748,622	798,530	809,348	764,400
6543650 - 306606	RETIREE HEALTH	962,817	1,031,033	1,018,216	1,117,953	960,000
6543650 - 306607	VSP CITY - MEDICAL	62,000	51,800	39,000	26,000	17,000
6543650 - 306608	OPTIONAL LIFE INS	38,804	41,078	43,033	40,000	44,400
6543650 - 306609	RETIREE DENTAL	17,886	20,062	20,125	19,000	19,800
6543650 - 306610	DENTAL	214,585	221,759	234,116	221,000	264,000
6543650 - 306612	VISION INSURANCE	44,891	39,726	39,338	41,000	43,200
6543650 - 306613	RETIREE VISION	249	243	139	280	1,800
6543650 - 306614	AFLAC	31,868	26,845	28,380	27,000	33,000
6543650 - 306617	PAYROLL FSA-MEDICAL/DEP CARE	216,266	185,895	192,124	210,000	216,000
	Total:	$ 2,302,519	$ 2,367,063	$ 2,413,001	$ 2,511,581	$ 2,363,600
	TRANSFERS FROM					
6543650 - 306401	CITY - MEDICAL	6,460,780	7,514,860	8,100,600	8,074,560	6,506,500
6543650 - 306403	CITY - UNEMPLOYMENT INSURANCE	7,032	61,116	30,612	30,612	30,036
6543650 - 306404	CITY - LIFE INSURANCE	47,698	49,834	48,295	50,000	52,300
6543650 - 306700	TRANSFER FROM OTHER FUNDS	300,000	0	0	0	0
	Total:	$ 6,815,510	$ 7,625,810	$ 8,179,507	$ 8,155,172	$ 6,588,836
	Fund Revenue Total:	$ 9,184,558	$ 10,121,889	$ 10,716,817	$ 10,775,125	$ 9,073,156
EXPENDITURES						
DIVISION: MEDICAL INSURANCE (651)						
	OPERATING EXPENSES					
65436512 - 400006	FSA MED/DEP CARE CLAIMS	212,702	205,208	188,820	210,000	216,000
65436512 - 400014	AFLAC INSURANCE	31,665	26,756	28,022	27,000	33,000
65436512 - 423903	MISCELLANEOUS EXPENSE	0	0	6,964	0	0
65436512 - 425000	GENERAL FUND ADMIN FEE	227,484	246,276	257,376	248,652	276,360
65436512 - 428000	PROFESSIONAL SERVICES	426,845	532,910	492,427	504,981	477,418
65436512 - 429000	FSA ADMIN EXPENDITURES	5,156	4,788	4,865	4,800	5,700
65436512 - 429400	PPO ACCESS	72,700	65,660	63,065	83,819	78,000
65436512 - 429900	CONTRACTUAL SERVICES	16,943	17,618	18,322	18,000	20,000
65436512 - 440050	SUPPLEMENTAL INS PREMIUMS	13,303	13,469	20,892	15,000	21,600
65436512 - 440100	CLAIMS	7,725,235	7,464,384	7,457,834	8,065,501	8,220,000
65436512 - 441900	DENTAL INSURANCE PREMIUMS	233,521	244,366	256,997	240,000	264,000
65436512 - 441901	VISION INSURANCE PREMIUMS	45,842	39,677	39,874	41,000	43,200
65436512 - 442200	LIFE INSURANCE PREM	84,090	85,316	87,653	90,000	96,000
65436512 - 442400	INSURANCE PREMIUMS	348,948	364,316	376,566	419,795	516,000
65436512 - 445900	RISK MANAGEMENT REIMBURSEMENT	111,612	119,064	133,501	133,501	135,000
65436512 - 446700	WELLNESS PROGRAM	0	0	4,230	0	100,000
	Division Total:	$ 9,556,046	$ 9,429,809	$ 9,437,410	$ 10,102,049	$ 10,502,278
DIVISION: UNEMPLOYMENT INSURANCE (653)						
	OPERATING EXPENSES					
65436532 - 440100	CLAIMS	53,916	43,170	26,587	30,611	30,000
	Division Total:	$ 53,916	$ 43,170	$ 26,587	$ 30,611	$ 30,000
	Fund Expense Total:	$ 9,609,961	$ 9,472,978	$ 9,463,997	$ 10,132,660	$ 10,532,278
	Surplus / (Deficit)	$ (425,404)	$ 648,910	$ 1,252,820	$ 642,465	$ (1,459,122)
	Beginning Cash Balance	$ 491,690	$ 66,287	$ 715,197	$ 1,968,017	$ 3,755,561
	Balance Sheet Adjustments				$ 1,145,079	
	Ending Cash Balance	$ 66,287	$ 715,197	$ 1,968,017	$ 3,755,561	$ 2,296,439

Fund Name	*Management Information Systems Operations*	***Fund Number***	*67*
Fund Description & Purpose	*Accounts for information technology services provided by the Management Information Services Division of the City.*		

(Whole $)						
	Description	***2014 Actual***	***2015 Actual***	***2016 Actual***	***2017 Amended Budget***	***2018 Budget***
REVENUE						
	OTHER INCOME					
6741670 - 307101	INTEREST INCOME	284	0	0	0	0
	TRANSFERS FROM					
6741670 - 306700	TRANSFER FROM OTHER FUNDS	1,035,714	0	0	0	0
	Fund Revenue Total:	**$ 1,035,998**	**$ 0**	**$ 0**	**$ 0**	**$ 0**
EXPENDITURES						
DIVISION: MIS OPERATIONS (670)						
	PERSONNEL SERVICES					
67416701 - 409000	SALARIES	687,958	0	0	0	0
67416701 - 410200	TEMPORARY SALARIES	10,676	0	0	0	0
67416701 - 410500	PENSION CONTRIBUTION	83,277	0	0	0	0
67416701 - 410700	FICA/MEDICARE	51,100	0	0	0	0
67416701 - 411100	LIFE INSURANCE	1,944	0	0	0	0
67416701 - 411200	MEDICAL INSURANCE	128,960	0	0	0	0
67416701 - 411220	VSP INSURANCE PREMIUMS	2,400	0	0	0	0
67416701 - 411500	SERVICE RECOGNITION	3,897	0	0	0	0
	Total:	**$ 970,213**	**$ 0**	**$ 0**	**$ 0**	**$ 0**
	OPERATING EXPENSES					
67416702 - 411300	TO EMPL BENEFETS-UNEMPLOYMENT	51	0	0	0	0
67416702 - 421700	SERV TO MAINT COMM EQUIP	5,943	0	0	0	0
67416702 - 422300	SERVICE MIS EQUIP	52,013	0	0	0	0
67416702 - 423300	TELEPHONE	2,978	0	0	0	0
67416702 - 424000	TRAINING SCHOOL EXPENSES	3,336	0	0	0	0
67416702 - 424100	CONFERENCES & TRAVEL	1,792	0	0	0	0
67416702 - 424700	COMPUTER SOFTWARE	258,523	0	0	0	0
67416702 - 425000	GENERAL FUND ADMIN FEE	40,680	0	0	0	0
67416702 - 428000	PROFESSIONAL SERVICES	2,864	0	0	0	0
67416702 - 428400	MEMBERSHIP FEES	100	0	0	0	0
67416702 - 430200	PUBLICATIONS	85	0	0	0	0
67416702 - 434500	OFFICE SUPPLIES	1,139	0	0	0	0
67416702 - 436500	COMPUTER FORMS/SUPPLIES	832	0	0	0	0
67416702 - 441500	TRANSFER TO GENERAL FUND	0	253,447	0	0	0
67416702 - 441504	GENERAL FUND PURCHASING	2,916	0	0	0	0
67416702 - 441506	GENERAL FUND HUMAN RES	10,428	0	0	0	0
67416702 - 442300	RISK MANAGEMENT INSURANCE	7,740	0	0	0	0
	Total:	**$ 391,419**	**$ 253,447**	**$ 0**	**$ 0**	**$ 0**
	CAPITAL ASSETS					
67416705 - 449900	SMALL CAPITAL ITEMS	156,411	203,465	0	0	0
67416705 - 474002	GEOGRAPHIC INFORMATION SYSTEM	48,845	0	0	0	0
	Total:	**$ 205,257**	**$ 203,465**	**$ 0**	**$ 0**	**$ 0**
	Division Total:	**$ 1,566,888**	**$ 456,912**	**$ 0**	**$ 0**	**$ 0**
	Fund Expense Total:	**$ 1,566,888**	**$ 456,912**	**$ 0**	**$ 0**	**$ 0**
	Surplus / (Deficit)	**$ (530,890)**	**$ (456,912)**	**$ 0**	**$ 0**	**$ 0**
	Beginning Cash Balance	**$ 987,802**	**$ 456,912**	**$ 0**	**$ 0**	**$ 0**
	Balance Sheet Adjustments					
	Ending Cash Balance	**$ 456,912**	**$ 0**	**$ 0**	**$ 0**	**$ 0**

Authorized Headcount Staffing	**2014 Budget**	**2015 Budget**	**2016 Budget**	**2017 Budget**	**2018 Budget**
Management Staff					
Management Staff FTE's	9	-	-	-	-
Bargaining Staff					
AFSCME	1	-	-	-	-
Police	-	-	-	-	-
Fire	-	-	-	-	-
Bargaining Staff FTE's	1	-	-	-	-
Total Authorized Headcount	10	-	-	-	-

Fund Name	*Mass Transit Operations*	***Fund Number***	*70*
Fund Description & Purpose	*Accounts for the operation and maintenance of the City owned public transit system.*		

	(Whole $) Description	2014 Actual	2015 Actual	2016 Actual	2017 Amended Budget	2018 Budget
REVENUE						
	CHARGES FOR SERVICE					
7041700 - 303201	PASSENGER REV - FAREBOX	333,546	311,172	291,023	349,000	300,000
7041700 - 303202	PASSENGER REV - OTHER	5,341	8,500	7,793	8,500	8,500
7041700 - 303204	TOKEN & PUNCH CARDS	219,087	159,797	191,074	167,864	210,000
7041700 - 303311	OPERATION UPLIFT	64,032	45,430	45,124	50,000	55,000
	Total:	**$ 622,006**	**$ 524,899**	**$ 535,015**	**$ 575,364**	**$ 573,500**
	INTERGOV REVENUES					
7041700 - 302106	FEDERAL GRANTS	1,400,000	1,584,680	1,461,807	1,804,548	1,905,373
7041700 - 302107	STATE GRANTS OR OTHER	3,975,352	3,186,268	4,472,877	4,883,235	5,598,107
	Total:	**$ 5,375,352**	**$ 4,770,948**	**$ 5,934,684**	**$ 6,687,783**	**$ 7,503,480**
	INVESTMENTS					
7041700 - 307101	INTEREST INCOME	679	489	465	0	0
	OTHER INCOME					
7041700 - 303309	ADVERTISING	39,396	29,729	38,193	45,000	30,000
7041700 - 305525	CONCESSION REVENUE	4,866	4,302	2,774	5,560	0
7041700 - 308802	SALE OF CITY PROPERTY	4,077	0	0	0	0
7041700 - 308890	REIMBURSEMENT OF EXPENSE	8,101	155	30,542	0	0
7041700 - 308899	MISCELLANEOUS INCOME	918	75	676	0	0
7041700 - 309900	BOND OR NOTE PROCEEDS	0	180,186	5,816	0	0
	Total:	**$ 57,358**	**$ 214,447**	**$ 78,000**	**$ 50,560**	**$ 30,000**
	TRANSFERS FROM					
7041700 - 306601	PAYROLL - HEALTH	0	21,059	0	0	0
7041700 - 306610	PAYROLL - DENTAL	0	3,303	0	0	0
7041700 - 306702	TRANSFER FROM GENERAL FUND	0	0	0	75,000	75,000
7041700 - 306753	DUATS PERSONNEL/EXP REIMB	44,978	60,435	71,243	50,000	55,000
	Total:	**$ 44,978**	**$ 84,796**	**$ 71,243**	**$ 125,000**	**$ 130,000**
	Fund Revenue Total:	**$ 6,100,373**	**$ 5,595,579**	**$ 6,619,406**	**$ 7,438,707**	**$ 8,236,980**

Fund Name	*Mass Transit Operations*	***Fund Number***	*70*

(Whole $)						
	Description	***2014 Actual***	***2015 Actual***	***2016 Actual***	***2017 Amended Budget***	***2018 Budget***
EXPENDITURES						
DIVISION: MT-OPERATIONS (701)						
	PERSONNEL SERVICES					
70417011 - 409000	SALARIES	233,058	412,426	335,563	380,000	464,270
70417011 - 410100	OVERTIME	217	1,198	742	1,000	2,312
70417011 - 410500	PENSION CONTRIBUTION	17,084	29,232	17,223	19,000	32,040
70417011 - 410700	FICA/MEDICARE	17,665	31,053	24,774	30,000	39,253
70417011 - 411100	LIFE INSURANCE	634	626	1,257	332	1,183
70417011 - 411200	MEDICAL INSURANCE	57,590	57,326	69,599	48,308	8,662
70417011 - 411300	UNEMPLOYMENT COMP	4,985	-500	9,159	11,500	1,200
70417011 - 411400	WORKERS' COMPENSATION	15,629	14,631	19,073	17,165	24,062
70417011 - 411500	SERVICE RECOGNITION	300	507	376	700	200
70417011 - 441700	S/T DISABILITY INSURANCE	0	0	0	0	550
	Total:	**$ 347,161**	**$ 546,498**	**$ 477,766**	**$ 508,005**	**$ 573,732**
	OPERATING EXPENSES					
70417012 - 411300	TO EMPL BENEFETS-UNEMPLOYMENT	0	36	24	24	60
70417012 - 420000	PROMOTIONAL ADVERT	126	0	0	1,000	250
70417012 - 420100	ADVERTISING	1,362	514	526	2,500	1,500
70417012 - 420200	PRINTING AND BINDING	0	0	4,611	3,500	3,500
70417012 - 421300	SERV-OFFICE EQUIPMENT	2,711	3,015	1,292	1,957	200
70417012 - 421700	SERV TO MAINT COMM EQUIP	133	105	0	110	2,300
70417012 - 422600	MANAGEMENT SERVICES	105,868	137,977	139,426	139,162	150,000
70417012 - 423000	GENERAL FUND IT SERVICES	45,036	45,756	53,784	61,128	63,516
70417012 - 423100	ELECTRICITY	24,271	24,918	28,224	27,000	27,000
70417012 - 423200	NATURAL GAS	33,251	21,391	13,699	30,000	20,000
70417012 - 423300	TELEPHONE	6,287	7,968	7,497	10,000	1,800
70417012 - 423400	WATER	2,998	3,881	4,749	4,200	4,800
70417012 - 423800	AUDITING SERVICES	11,000	1,001	9,800	8,000	6,750
70417012 - 423901	BANKING SERVICE CHARGES	1,032	1,833	1,197	1,500	1,500
70417012 - 424000	TRAINING SCHOOL EXPENSES	811	557	738	2,500	2,500
70417012 - 424100	CONFERENCES & TRAVEL	0	22	987	2,100	5,000
70417012 - 424500	POSTAGE	1,401	1,179	1,231	1,200	1,700
70417012 - 424700	COMPUTER SOFTWARE	0	0	0	0	14,000
70417012 - 425000	GENERAL FUND ADMIN FEE	170,676	179,100	185,760	239,928	205,116
70417012 - 425600	FREIGHT & CARTAGE	160	137	0	200	0
70417012 - 426500	MEDICAL SERVICES	7,582	2,752	8,865	6,732	14,000
70417012 - 427100	TEMP AGENCY SERVICES	0	6,847	14,243	0	5,000
70417012 - 428000	PROFESSIONAL SERVICES	13,127	11,983	3,825	6,000	4,000
70417012 - 428400	MEMBERSHIP FEES	9,345	450	0	9,700	9,700
70417012 - 428800	RENTAL - COPY MACHINE	0	230	3,114	3,200	4,000
70417012 - 430200	PUBLICATIONS	356	78	409	100	0
70417012 - 434500	OFFICE SUPPLIES	4,765	5,004	6,423	6,746	7,000
70417012 - 435700	EMPLOYEE RECOG SUPPLIES	0	82	0	250	1,000
70417012 - 440900	PRINCIPAL PAYMENTS	0	0	4,106	5,715	7,186
70417012 - 441000	INTEREST PAYMENTS	0	0	3,634	4,650	4,428
70417012 - 441504	GENERAL FUND PURCHASING	9,816	19,452	15,264	15,276	17,988
70417012 - 441506	GENERAL FUND HUMAN RES	1,044	804	804	816	828
70417012 - 445900	REIMBURSEMENT TO OTHER FUNDS	6,404	10,284	0	0	0
70417012 - 449900	SMALL CAPITAL ITEMS	1,125	0	718	4,000	10,000
	Total:	**$ 460,687**	**$ 487,353**	**$ 514,951**	**$ 599,194**	**$ 596,622**
	Division Total:	**$ 807,848**	**$ 1,033,851**	**$ 992,717**	**$ 1,107,199**	**$ 1,170,354**

Fund Name	*Mass Transit Operations*	***Fund Number***	*70*

(Whole $)						
	Description	***2014 Actual***	***2015 Actual***	***2016 Actual***	***2017 Amended Budget***	***2018 Budget***
EXPENDITURES						
DIVISION: MT-MAINTENANCE (702)						
	PERSONNEL SERVICES					
70417021 - 409000	SALARIES	455,269	502,288	503,786	510,000	552,000
70417021 - 410100	OVERTIME	5,529	13,907	8,927	10,000	10,000
70417021 - 410500	PENSION CONTRIBUTION	15,450	18,342	16,782	18,000	15,000
70417021 - 410700	FICA/MEDICARE	34,136	38,504	37,929	39,000	40,000
70417021 - 411100	LIFE INSURANCE	1,137	1,190	1,280	1,209	1,400
70417021 - 411200	MEDICAL INSURANCE	94,784	126,092	144,399	176,842	205,422
70417021 - 411300	UNEMPLOYMENT COMP	15,442	7,735	8,014	10,000	8,000
70417021 - 411400	WORKERS' COMPENSATION	56,064	53,239	184,571	62,482	87,584
70417021 - 441700	S/T DISABILITY INSURANCE	1,473	2,446	1,883	2,233	2,233
	Total:	**$ 679,283**	**$ 763,743**	**$ 907,572**	**$ 829,766**	**$ 921,639**
	OPERATING EXPENSES					
70417022 - 421000	SERVICE TO MAINT BUILDINGS	25,534	10,754	17,579	10,000	12,000
70417022 - 421400	SERVICE- OTHER EQUIP	184	759	143	175	1,300
70417022 - 421700	SERV TO MAINT COMM EQUIP	1,849	8,040	18,616	20,000	25,000
70417022 - 422400	SERV - SHOP EQUIP	3,666	557	7,806	7,500	2,500
70417022 - 422700	INSPECTION FEES	2,836	2,749	3,420	2,200	2,200
70417022 - 425600	FREIGHT & CARTAGE	647	636	160	360	420
70417022 - 427700	SERV - REVENUE EQUIP	70,728	66,605	75,768	65,000	90,000
70417022 - 428300	LAUNDRY SERVICES	2,736	5,068	5,319	5,100	5,500
70417022 - 430400	CLOTHING	8,034	8,075	3,692	4,000	4,000
70417022 - 431100	LUBRICANTS	2,882	3,135	1,625	3,000	3,000
70417022 - 431200	JANITORIAL SUPPLIES	6,549	5,791	6,660	5,000	6,000
70417022 - 431300	ANTIFREEZE	2,358	1,856	705	1,500	2,500
70417022 - 431400	CLEANING - REV EQUIP	633	119	778	1,000	600
70417022 - 432000	MATERIALS - BUILDINGS	11,753	6,758	13,048	5,000	6,000
70417022 - 432800	MATERIALS - EQUIPMENT	1,863	10,606	190	1,500	500
70417022 - 433410	MATERIAL- NON REV VEH	9,580	2,990	3,867	4,500	4,500
70417022 - 434000	MINOR EQUIP & TOOLS	2,118	1,002	705	1,500	1,000
70417022 - 434100	EMPLOYEE MINOR EQUIP	1,530	1,747	2,342	3,500	2,500
70417022 - 434200	MATERIAL - SHOP EQUIP	1,907	1,968	3,469	3,700	2,000
70417022 - 434300	MATERIAL - REVENUE EQUIP	244,936	272,061	300,736	301,376	320,000
70417022 - 436100	OIL	22,873	22,912	32,395	35,000	37,000
70417022 - 440900	PRINCIPAL PAYMENTS	0	0	27,557	27,615	28,334
70417022 - 441000	INTEREST PAYMENT	0	0	4,643	4,784	4,066
70417022 - 444000	MOTOR VEH LICENSE FEES	0	61	12	65	500
70417022 - 449940	LEASE PURCHASE	0	180,186	2,908	0	0
	Total:	**$ 425,196**	**$ 614,437**	**$ 534,143**	**$ 513,375**	**$ 561,420**
	Division Total:	**$ 1,104,479**	**$ 1,378,180**	**$ 1,441,714**	**$ 1,343,141**	**$ 1,483,059**

Fund Name	*Mass Transit Operations*	***Fund Number***	*70*

(Whole $)						
	Description	***2014 Actual***	***2015 Actual***	***2016 Actual***	***2017 Amended Budget***	***2018 Budget***
EXPENDITURES						
DIVISION: MT-TRANSPORTATION (703)						
	PERSONNEL SERVICES					
70417031 - 409000	SALARIES	2,069,066	2,193,688	2,313,135	2,273,594	2,595,945
70417031 - 410100	OVERTIME	73,111	83,731	48,053	38,310	60,000
70417031 - 410500	PENSION CONTRIBUTION	61,522	70,524	88,405	77,000	77,960
70417031 - 410700	FICA/MEDICARE	158,692	168,908	170,024	174,000	176,000
70417031 - 411100	LIFE INSURANCE	4,661	4,670	5,936	5,100	7,000
70417031 - 411200	MEDICAL INSURANCE	422,114	549,769	645,371	742,013	868,835
70417031 - 411300	UNEMPLOYMENT COMP	71,445	37,231	41,253	50,000	11,000
70417031 - 411400	WORKERS' COMPENSATION	236,501	224,639	175,644	268,466	380,065
70417031 - 411500	SERVICE RECOGNITION	0	365	605	580	500
70417031 - 441700	S/T DISABILITY INSURANCE	6,390	6,994	8,165	9,212	8,500
	Total:	**$ 3,103,502**	**$ 3,340,519**	**$ 3,496,591**	**$ 3,638,275**	**$ 4,185,805**
	OPERATING EXPENSES					
70417032 - 425900	HANDICAPPED TRANSPORT	223,848	169,123	117,281	175,000	40,000
70417032 - 430400	CLOTHING	9,138	14,208	12,685	13,250	13,500
70417032 - 431000	FUEL EXPENSE	762,959	458,838	368,261	508,420	574,298
70417032 - 431700	TIRES AND TUBES	38,626	44,469	37,815	35,186	45,000
70417032 - 432700	MAT FOR TRANSPORT EQUIP	0	1,282	0	1,000	1,800
70417032 - 434700	TRANSPORT SUPPLIES	3,775	6,349	216	2,500	1,000
70417032 - 444000	MOTOR VEH LICENSE FEES	1,390	1,668	1,416	1,799	2,200
	Total:	**$ 1,039,736**	**$ 695,937**	**$ 537,674**	**$ 737,155**	**$ 677,798**
	Division Total:	**$ 4,143,239**	**$ 4,036,456**	**$ 4,034,265**	**$ 4,375,430**	**$ 4,863,603**

Fund Name	*Mass Transit Operations*	***Fund Number***	*70*

(Whole $)						
	Description	***2014 Actual***	***2015 Actual***	***2016 Actual***	***2017 Amended Budget***	***2018 Budget***
EXPENDITURES						
DIVISION: MT-INSURANCE (704)						
	OPERATING EXPENSES					
70417042 - 423901	BANKING SERVICE CHARGES	0	2,859	6,269	0	0
70417042 - 440100	CLAIMS	32,439	125,442	182,878	200,000	200,000
70417042 - 442300	RISK MANAGEMENT INSURANCE	5,904	5,724	12,576	12,576	4,656
70417042 - 442400	INSURANCE PREMIUM	157,276	164,850	162,791	170,000	170,000
	Total:	**$ 195,619**	**$ 298,875**	**$ 364,513**	**$ 382,576**	**$ 374,656**
	Division Total:	**$ 195,619**	**$ 298,875**	**$ 364,513**	**$ 382,576**	**$ 374,656**
DIVISION: MT-CAPITAL (705)						
	CAPITAL ASSETS					
70417055 - 451000	AUTOMOTIVE EQUIPMENT	0	0	0	100,000	60,308
70417055 - 452000	OTHER EQUIPMENT	0	121,600	0	92,000	285,000
	Total:	**$ 0**	**$ 121,600**	**$ 0**	**$ 192,000**	**$ 345,308**
	Division Total:	**$ 0**	**$ 121,600**	**$ 0**	**$ 192,000**	**$ 345,308**
	Fund Expense Total:	**$ 6,251,184**	**$ 6,868,962**	**$ 6,833,210**	**$ 7,400,346**	**$ 8,236,980**
	Surplus / (Deficit)	**$ (150,811)**	**$ (1,273,383)**	**$ (213,804)**	**$ 38,361**	**$ 0**
	Beginning Cash Balance	**$ 1,273,089**	**$ 1,122,278**	**$ 3,895**	**$ 35,091**	**$ 27,375**
	Balance Sheet Adjustments		**$ 155,000**	**$ 245,000**	**$ (46,077)**	
	Ending Cash Balance	**$ 1,122,278**	**$ 3,895**	**$ 35,091**	**$ 27,375**	**$ 27,375**

Authorized Headcount Staffing	**2014 Budget**	**2015 Budget**	**2016 Budget**	**2017 Budget**	**2018 Budget**
Management Staff					
Management Staff FTE's	1	1	1	1	1
Bargaining Staff					
AFSCME			-	-	-
Police			-	-	-
Fire			-	-	-
Bargaining Staff FTE's	-	-	-	-	-
Total Authorized Headcount	1	1	1	1	1

City of Decatur, Illinois
2018 Budget
Fund Statement of Activity

Fund Name	*Fiber Optics Fund*	***Fund Number***	*77*

Fund Description & Purpose

Accounts for the construction, operation and maintenance of the City owned fiber optics network. Revenues derived from the sale of fiber service.

(Whole $)						
	Description	***2014 Actual***	***2015 Actual***	***2016 Actual***	***2017 Amended Budget***	***2018 Budget***
REVENUE						
	CHARGES FOR SERVICE					
7741770 - 303115	FIBER SERVICES	0	0	0	10,000	10,000
	INTERGOV REVENUES					
7741770 - 302107	STATE GRANTS OR OTHER	0	0	330,000	330,000	0
	INVESTMENTS					
7741770 - 307101	INTEREST INCOME	0	0	0	0	0
	OTHER INCOME					
7741770 - 306700	TRANSFER FROM OTHER FUNDS	0	0	0	0	220,000
7741770 - 308899	MISCELLANEOUS INCOME	0	0	0	175,000	0
	Total:	**$ 0**	**$ 0**	**$ 0**	**$ 175,000**	**$ 220,000**
	Fund Revenue Total:	**$ 0**	**$ 0**	**$ 330,000**	**$ 515,000**	**$ 230,000**
EXPENDITURES						
DIVISION: IT CAPITAL (770)						
	OPERATING EXPENSES					
77417702 - 421701	NETWORK INFRASTRUCTURE MAINT	0	0	0	20,000	20,000
77417702 - 421702	FIBER SERVICES	0	0	0	36,000	36,000
77417702 - 449900	SMALL CAPITAL ITEMS	0	0	0	0	15,000
	Total:	**$ 0**	**$ 0**	**$ 0**	**$ 56,000**	**$ 71,000**
	CAPITAL ASSETS					
77417705 - 450400	INFRASTRUCTURE	0	0	0	431,100	161,100
	Division Total:	**$ 0**	**$ 0**	**$ 0**	**$ 487,100**	**$ 232,100**
	Fund Expense Total:	**$ 0**	**$ 0**	**$ 0**	**$ 487,100**	**$ 232,100**
	Surplus / (Deficit)	**$ 0**	**$ 0**	**$ 330,000**	**$ 27,900**	**$ (2,100)**
	Beginning Cash Balance	**$ -**	**$ 0**	**$ 0**	**$ 330,000**	**$ 4,450**
	Balance Sheet Adjustments				**$ (353,450)**	
	Ending Cash Balance	**$ 0**	**$ 0**	**$ 330,000**	**$ 4,450**	**$ 2,350**

Fund Name	*Public Works Storm Water*	***Fund Number***	*78*

Fund Description & Purpose

Accounts for the construction, operation and maintenance of the City owned storm water sewer system. Revenues are generated through charges to property owners based upon property size.

	(Whole $) Description	2014 Actual	2015 Actual	2016 Actual	2017 Amended Budget	2018 Budget
REVENUE						
	CHARGES FOR SERVICE					
7848780 - 303106	STOWM WATER FEES	87,437	1,119,335	1,594,660	1,578,900	1,606,000
	INTERGOV REVENUES					
7848780 - 302107	STATE GRANTS OR OTHER	0	0	0	0	0
	INVESTMENTS					
7848780 - 307101	INTEREST INCOME	1	166	255	1,200	2,200
7848780 - 307141	INVESTMENT INCOME	0	48	1,977	0	0
	Total:	**$ 1**	**$ 214**	**$ 2,232**	**$ 1,200**	**$ 2,200**
	OTHER INCOME					
7848780 - 306700	TRANSFER FROM OTHER FUNDS	0	0	0	0	60,000
7848780 - 309903	IEPA LOAN	0	0	0	2,867,000	3,000,000
	Total:	**$ 0**	**$ 0**	**$ 0**	**$ 2,867,000**	**$ 3,060,000**
	Fund Revenue Total:	**$ 87,439**	**$ 1,119,549**	**$ 1,596,892**	**$ 4,447,100**	**$ 4,668,200**
EXPENDITURES						
DIVISION: STORM WATER (780)						
	OPERATING EXPENSES					
78487802 - 422000	SERV - PUMPING STATIONS	0	0	0	30,000	20,000
78487802 - 423000	GENERAL FUND IT SERVICES	0	0	0	22,212	22,848
78487802 - 425000	GENERAL FUND ADMIN FEE	0	0	0	36,996	27,012
78487802 - 428000	PROFESSIONAL SERVICES	0	28,038	21,562	32,411	43,121
78487802 - 429300	PAYMENT IN LIEU OF TAXES	0	0	0	1,762	5,994
78487802 - 432300	MATERIAL - CULVERTS	0	0	0	10,000	10,000
78487802 - 432400	MATERIAL - SEWERS	0	0	0	5,000	10,000
78487802 - 441504	TRANSFER TO GF - PURCHASING	0	0	0	504	336
78487802 - 441505	GENERAL FUND PUBLIC WORKS	0	305,880	540,336	525,360	482,040
78487802 - 443900	REIMBURSE UCS BILLING	0	29,004	30,312	34,920	38,340
	Total:	**$ 0**	**$ 362,922**	**$ 592,210**	**$ 699,165**	**$ 659,691**
	CAPITAL PROJECTS					
78487806 - 451000	AUTOMOTIVE EQUIPMENT	0	0	0	0	25,000
78487806 - 489040	STORM SEWER	0	123,311	497,114	3,686,000	3,912,000
	Total:	**$ 0**	**$ 123,311**	**$ 497,114**	**$ 3,686,000**	**$ 3,937,000**
	Division Total:	**$ 0**	**$ 486,233**	**$ 1,089,324**	**$ 4,385,165**	**$ 4,596,691**
DIVISION: STORM DS-2017 IEPA LOAN (782)						
	CAPITAL PROJECTS					
78487822 - 440900	PRINCIPAL PAYMENTS	0	0	0	0	90,000
78487822 - 441000	INTEREST PAYMENT	0	0	0	0	30,000
	Total:	**$ 0**	**$ 0**	**$ 0**	**$ 0**	**$ 120,000**
	Fund Expense Total:	**$ 0**	**$ 486,233**	**$ 1,089,324**	**$ 4,385,165**	**$ 4,716,691**
	Surplus / (Deficit)	**$ 87,439**	**$ 633,316**	**$ 507,569**	**$ 61,935**	**$ (48,491)**
	Beginning Cash Balance	**$ -**	**$ 87,439**	**$ 720,755**	**$ 1,228,324**	**$ 1,600,000**
	Balance Sheet Adjustments				**$ 309,741**	
	Ending Cash Balance	**$ 87,439**	**$ 720,755**	**$ 1,228,324**	**$ 1,600,000**	**$ 1,551,509**

Fund Name	*Public Works Sewer Fund*	***Fund Number***	*79*

Fund Description & Purpose

Accounts for the construction, operation and maintenance of the City owned sanitary sewer system. Revenues are generated through charges to users based upon water consumption.

	(Whole $)					
	Description	***2014 Actual***	***2015 Actual***	***2016 Actual***	***2017 Amended Budget***	***2018 Budget***
REVENUE						
	CHARGES FOR SERVICE					
7948790 - 303103	TAPPLING FEES	0	7,280	14,000	0	4,000
7948790 - 303105	SEWER USER FEES	3,884,076	4,715,783	4,607,584	4,718,200	2,861,000
7948790 - 303120	EXTERNAL SEWER USER FEES	0	0	0	0	2,668,000
	Total:	**$ 3,884,076**	**$ 4,723,063**	**$ 4,621,584**	**$ 4,718,200**	**$ 5,533,000**
	INVESTMENTS					
7948790 - 307101	INTEREST INCOME	1,339	1,782	1,638	1,500	12,000
7948790 - 307141	INVESTMENT INCOME	0	388	12,201	0	0
	Total:	**$ 1,339**	**$ 2,171**	**$ 13,839**	**$ 1,500**	**$ 12,000**
	OTHER INCOME					
7948790 - 308899	MISCELLANEOUS INCOME	538	766	15,701	900	900
7948790 - 309903	IEPA LOAN	8,000,306	2,658,440	65,354	10,997,000	5,704,000
	Total:	**$ 8,000,844**	**$ 2,659,206**	**$ 81,055**	**$ 10,997,900**	**$ 5,704,900**
	Fund Revenue Total:	**$ 11,886,258**	**$ 7,384,440**	**$ 4,716,479**	**$ 15,717,600**	**$ 11,249,900**

Fund Name	*Public Works Sewer Fund*	***Fund Number***	*79*

(Whole $)						
	Description	***2014 Actual***	***2015 Actual***	***2016 Actual***	***2017 Amended Budget***	***2018 Budget***
EXPENDITURES						
DIVISION: SEWER PROJECTS (790)						
	OPERATING EXPENSES					
79487902 - 422000	SERV- PUMPING STATIONS	142,761	130,144	106,505	134,347	139,840
79487902 - 423000	GENERAL FUND IT SERVICES	5,004	11,496	11,748	17,916	18,432
79487902 - 423300	TELEPHONE	0	0	0	1,000	1,000
79487902 - 424300	MOTOR VEHICLE EXPENSES	0	0	0	0	167,316
79487902 - 425000	GENERAL FUND ADMIN FEE	424,032	443,472	250,632	259,380	98,976
79487902 - 428000	PROFESSIONAL SERVICES	91,009	67,086	69,999	93,500	124,505
79487902 - 429300	PAYMENT IN LIEU OF TAXES	58,536	120,502	178,994	234,775	236,595
79487902 - 432400	MATERIALS - SEWERS	0	0	0	10,000	75,000
79487902 - 441504	GENERAL FUND PURCHASING	75,948	4,332	3,132	1,992	2,748
79487902 - 441505	GENERAL FUND PUBLIC WORKS	713,952	701,148	565,824	556,356	502,560
79487902 - 441508	GENERAL FUND EPA	0	0	0	322,980	331,488
79487902 - 443900	REIMBURSE UCS BILLING	90,816	119,460	124,524	127,068	109,344
79487902 - 444100	DEBT SERVICE FUNDING	81,488	17,482	0	0	0
79487902 - 444200	TRANSFER TO OTHER FUNDS	0	0	0	0	60,000
79487902 - 455200	VEHICLE LEASE	67,795	67,795	67,795	145,953	50,870
	Total:	**$ 1,751,341**	**$ 1,682,918**	**$ 1,379,152**	**$ 1,905,267**	**$ 1,918,674**
	CAPITAL PROJECTS					
79487906 - 451000	AUTOMOTIVE EQUIPMENT	0	0	0	0	25,000
79487906 - 452000	OTHER EQUIPMENT	0	0	330,000	450,000	450,000
79487906 - 489030	SANITARY SEWER	8,769,460	3,798,324	1,625,126	16,065,121	10,756,000
	Total:	**$ 8,769,460**	**$ 3,798,324**	**$ 1,955,126**	**$ 16,515,121**	**$ 11,231,000**
	Division Total:	**$ 10,520,801**	**$ 5,481,242**	**$ 3,334,278**	**$ 18,420,388**	**$ 13,149,674**
DIVISION: SEWER DS-2013 IEPA LOAN (792)						
	CAPITAL PROJECTS					
79487922 - 440900	PRINCIPAL PAYMENTS	0	307,320	319,237	326,897	333,236
79487922 - 441000	INTEREST PAYMENTS	0	140,598	139,824	132,799	126,460
	Total:	**$ 0**	**$ 447,918**	**$ 459,060**	**$ 459,696**	**$ 459,696**
DIVISION: SEWER DS-2015 IEPA LOAN (793)						
	CAPITAL PROJECTS					
79487932 - 440900	PRINCIPAL PAYMENTS	0	0	82,230	91,461	94,225
79487932 - 441000	INTEREST PAYMENTS	0	0	37,073	41,241	38,477
	Total:	**$ 0**	**$ 0**	**$ 119,304**	**$ 132,702**	**$ 132,702**
DIVISION: SEWER DS-2017 IEPA LOAN (794)						
	CAPITAL PROJECTS					
79487942 - 440900	PRINCIPAL PAYMENTS	0	0	0	0	402,000
79487942 - 441000	INTEREST PAYMENTS	0	0	0	0	148,000
	Total:	**$ 0**	**$ 0**	**$ 0**	**$ 0**	**$ 550,000**
	Fund Expense Total:	**$ 10,520,801**	**$ 5,929,160**	**$ 3,912,642**	**$ 19,012,786**	**$ 14,292,072**
	Surplus / (Deficit)	**$ 1,365,458**	**$ 1,455,281**	**$ 803,837**	**$ (3,295,186)**	**$ (3,042,172)**
	Beginning Cash Balance	**$ 2,753,668**	**$ 4,119,125**	**$ 5,574,404**	**$ 6,378,241**	**$ 5,700,000**
	Balance Sheet Adjustments		**$ (2)**		**$ 2,616,945**	
	Ending Cash Balance	**$ 4,119,125**	**$ 5,574,404**	**$ 6,378,241**	**$ 5,700,000**	**$ 2,657,828**

Fund Name	*Public Works Water Utility*	***Fund Number***	*80*

Fund Description & Purpose

Accounts for the construction, operation, and maintenance of the City owned water treatment and distribution system. Revenues are generated through charges to users based upon water consumption.

	(Whole $)					
	Description	***2014 Actual***	***2015 Actual***	***2016 Actual***	***2017 Amended Budget***	***2018 Budget***
REVENUE						
	CHARGES FOR SERVICE					
8080800 - 303101	WATER SALES	20,258,789	25,715,500	28,458,953	28,059,164	29,167,000
8080800 - 303102	SANITARY DISTRICT	0	0	0	0	300,000
8080800 - 303103	TAPPING FEES	33,464	21,895	17,012	18,000	20,000
8080800 - 303605	FROM OTHER FUNDS-UCS BILLING	0	0	0	0	164,040
	Total:	**$ 20,292,253**	**$ 25,737,395**	**$ 28,475,965**	**$ 28,077,164**	**$ 29,651,040**
	INVESTMENTS					
8080800 - 307101	INTEREST INCOME	832	1,918	2,148	15,000	15,000
8080800 - 307141	INVESTMENT INCOME	0	527	17,606	0	0
	Total:	**$ 832**	**$ 2,444**	**$ 19,754**	**$ 15,000**	**$ 15,000**
	OTHER INCOME					
8080800 - 308802	SALE OF CITY PROPERTY	-5	-5	494	0	0
8080800 - 308819	TREASURY REBATE	0	0	296,223	420,000	345,952
8080800 - 308899	MISCELLANEOUS INCOME	154,225	207,252	61,374	100,000	100,000
	Total:	**$ 154,220**	**$ 207,247**	**$ 358,092**	**$ 520,000**	**$ 445,952**
	TRANSFERS FROM					
8080800 - 306700	DEBT FROM OTHER FUNDS	47,959	76,980	3,251,550	0	0
	Fund Revenue Total:	**$ 20,495,264**	**$ 26,024,066**	**$ 32,105,361**	**$ 28,612,164**	**$ 30,111,992**

Fund Name	*Public Works Water Utility*	***Fund Number***	*80*

(Whole $)						
	Description	***2014 Actual***	***2015 Actual***	***2016 Actual***	***2017 Amended Budget***	***2018 Budget***
EXPENDITURES						
DIVISION: WATER PRODUCTION (801)						
	PERSONNEL SERVICES					
80808011 - 409000	SALARIES	820,385	851,855	740,047	903,961	865,360
80808011 - 410100	OVERTIME	80,917	71,156	65,757	70,000	52,000
80808011 - 410500	PENSION CONTRIBUTION	111,999	115,758	107,506	120,667	121,118
80808011 - 410700	FICA/MEDICARE	68,138	70,070	60,867	75,233	75,514
80808011 - 411100	LIFE INSURANCE	1,153	1,211	1,204	1,518	1,548
80808011 - 411200	MEDICAL INSURANCE	185,640	215,940	239,580	257,833	222,300
80808011 - 411220	VSP INSURANCE PREMIUMS	4,800	4,800	3,600	2,400	2,400
80808011 - 411500	SERVICE RECOGNITION	6,233	6,245	5,462	9,470	11,750
	Total:	**$ 1,279,264**	**$ 1,337,036**	**$ 1,224,022**	**$ 1,441,082**	**$ 1,351,990**
	OPERATING EXPENSES					
80808012 - 411300	TO EMPL BENEFETS-UNEMPLOYMENT	180	1,308	300	300	924
80808012 - 420100	ADVERTISING	700	0	0	200	200
80808012 - 420200	PRINTING AND BINDING	2,519	2,591	2,563	2,800	2,700
80808012 - 420300	GRAPHIC REPRODUCTIONS	0	0	0	100	1,100
80808012 - 421000	SERVICE TO MAINT BUILDINGS	9,886	17,135	54,855	20,000	18,000
80808012 - 421400	SERVICE- OTHER EQUIP	85,165	112,663	286,301	126,118	120,000
80808012 - 421700	SERV TO MAINT COMM EQUIP	1,446	3,768	3,378	3,986	9,000
80808012 - 422000	SERV - PUMPING STATIONS	0	0	0	40	0
80808012 - 423000	GENERAL FUND IT SERVICES	137,351	125,448	154,668	159,484	165,632
80808012 - 423100	ELECTRICITY	496,839	512,008	489,377	545,000	600,000
80808012 - 423200	NATURAL GAS	78,370	51,362	43,992	58,000	58,000
80808012 - 423300	TELEPHONE	6,609	7,493	9,051	7,500	4,000
80808012 - 424000	TRAINING SCHOOL EXPENSES	337	297	313	1,000	1,000
80808012 - 424100	CONFERENCES & TRAVEL	2,616	3,306	5,019	4,000	4,500
80808012 - 424300	MOTOR VEHICLE EXPENSES	8,604	3,096	17,520	17,520	8,640
80808012 - 424500	POSTAGE	594	1,026	344	750	250
80808012 - 424700	COMPUTER SOFTWARE	1,440	2,207	1,440	1,500	1,500
80808012 - 425500	APPLICATION FEES	2,500	2,500	2,500	2,500	2,500
80808012 - 425800	GAUGING STATION SERV FEE	12,800	9,900	9,900	13,000	10,425
80808012 - 426400	LANDFILL SERVICES	265,377	369,210	351,870	475,000	400,000
80808012 - 426500	MEDICAL SERVICES	0	0	0	200	1,000
80808012 - 427100	TEMP AGENCY SERVICES	533	30,288	94,859	4,000	4,000
80808012 - 427600	CAR WASHING FEES	0	0	0	20	0
80808012 - 428000	PROFESSIONAL SERVICES	47,681	27,920	28,420	30,000	30,000
80808012 - 428060	JANITORIAL SERVICES	3,154	8,250	9,554	9,000	9,540
80808012 - 428400	MEMBERSHIP FEES	229	498	350	500	650
80808012 - 428800	RENTAL - COPY MACHINE	49	4	1	500	500
80808012 - 428900	RENTAL - EQUIPMENT	1,168	0	2,077	700	700
80808012 - 430200	PUBLICATIONS	0	0	180	300	300
80808012 - 430400	CLOTHING	0	0	0	150	150
80808012 - 430700	GENERAL SAFETY GEAR	12,839	4,120	1,506	1,500	1,500
80808012 - 430800	PERSONAL SAFETY GEAR	2,005	1,610	954	1,500	1,500

Fund Name	*Public Works Water Utility*	***Fund Number***	*80*

(Whole $)						
	Description	***2014 Actual***	***2015 Actual***	***2016 Actual***	***2017 Amended Budget***	***2018 Budget***
EXPENDITURES						
DIVISION: WATER PRODUCTION (801)						
	OPERATING EXPENSES					
80808012 - 430900	CHEMCIALS	1,660,871	1,938,593	2,034,411	2,000,000	1,850,000
80808012 - 431000	FUEL EXPENSES	4,136	2,766	5,783	2,810	2,972
80808012 - 431100	LUBRICANTS	3,233	2,929	5,157	5,000	5,000
80808012 - 431200	JANITORIAL SUPPLIES	3,517	3,101	981	1,600	2,600
80808012 - 432000	MATERIALS - BUILDINGS	4,307	2,044	1,035	2,000	6,000
80808012 - 432800	MATERIALS - EQUIPMENT	46,595	124,874	93,784	100,000	80,000
80808012 - 433000	MATERIAL- REMOTE SITES	2,058	2,042	5,759	1,500	1,000
80808012 - 433001	DEWITT COUNTY WELLFIELD	10,207	8,684	8,891	1,000	10,000
80808012 - 433002	CISCO WELL IN PIATT COUNTY	0	0	0	100	100
80808012 - 433003	VULCAN WATER MINE	176	101	1,739	1,000	1,000
80808012 - 433200	LAB SUPPLIES	20,168	22,103	23,373	22,000	20,000
80808012 - 434000	MINOR EQUIP & TOOLS	3,244	7,751	4,823	3,000	3,000
80808012 - 434500	OFFICE SUPPLIES	2,456	914	767	2,000	1,000
80808012 - 435500	DIESEL OIL	6,588	3,705	0	4,000	4,000
80808012 - 43570	EMPLOYEE RECOG SUPPLIES	0	0	44	0	300
80808012 - 442300	RISK MANAGEMENT INSURANCE	138,048	150,528	147,180	147,180	367,824
80808012 - 442600	COLLISION DEDUCTIBLE	0	0	0	1,000	0
80808012 - 449900	SMALL CAPITAL ITEMS	4,172	0	0	3,000	2,000
80808012 - 451500	OFFICE EQUIPMENT	0	400	0	1,000	1,000
	Total:	**$ 3,090,765**	**$ 3,568,542**	**$ 3,905,021**	**$ 3,785,358**	**$ 3,816,007**
	Division Total:	**$ 4,370,030**	**$ 4,905,579**	**$ 5,129,043**	**$ 5,226,440**	**$ 5,167,997**

Fund Name	*Public Works Water Utility*	***Fund Number***	*80*

(Whole $)					
	2014	***2015***	***2016***	***2017***	***2018***
Description	***Actual***	***Actual***	***Actual***	***Amended Budget***	***Budget***
EXPENDITURES					
DIVISION: WATER LAKE SERVICES (802)					
PERSONNEL SERVICES					
80808021 - 409000 SALARIES	190,431	222,162	219,876	225,598	232,246
80808021 - 410100 OVERTIME	9,285	6,210	6,116	11,000	9,000
80808021 - 410200 TEMPORARY SALARIES	58,505	55,810	57,496	60,000	93,000
80808021 - 410500 PENSION CONTRIBUTION	25,264	27,602	28,607	30,920	30,503
80808021 - 410700 FICA/MEDICARE	19,538	21,505	21,482	28,458	24,373
80808021 - 411100 LIFE INSURANCE	361	378	351	456	462
80808021 - 411200 MEDICAL INSURANCE	53,153	62,254	61,312	72,800	57,200
80808021 - 411500 SERVICE RECOGNITION	2,081	2,312	2,250	3,400	4,350
Total:	**$ 358,617**	**$ 398,232**	**$ 397,489**	**$ 432,632**	**$ 451,134**
OPERATING EXPENSES					
80808022 - 411300 TO EMPL BENEFETS-UNEMPLOYMENT	36	348	84	84	252
80808022 - 420200 PRINTING AND BINDING	0	241	0	200	300
80808022 - 421000 SERVICE TO MAINT BUILDINGS	2,476	18,798	9,023	12,000	12,000
80808022 - 421400 SERVICE- OTHER EQUIP	4,562	0	70,036	5,000	5,000
80808022 - 421700 SERV TO MAINT COMM EQUIP	2,150	4,815	7,673	6,196	8,400
80808022 - 421750 SERV TO MAINT RADIO EQUIP	0	212	892	998	900
80808022 - 423000 GENERAL FUND IT SERVICES	48,180	53,760	46,404	47,845	49,689
80808022 - 423100 ELECTRICITY	6,600	7,853	8,316	8,700	8,400
80808022 - 423200 NATUAL GAS	2,801	1,994	1,626	2,200	2,200
80808022 - 423300 TELEPHONE	1,090	1,146	1,249	1,300	1,300
80808022 - 424000 TRAINING SCHOOL EXPENSES	30	0	416	450	450
80808022 - 424100 CONFERENCES & TRAVEL	0	0	0	300	300
80808022 - 424300 MOTOR VEHICLE EXPENSES	118,056	95,160	105,384	105,384	80,136
80808022 - 424400 BOAT EXPENSES	10,099	5,836	14,296	10,000	17,500
80808022 - 424500 POSTAGE & MAIL SERVICES	101	1,103	133	250	350
80808022 - 426400 LANDFILL SERVICES	0	2,174	0	2,200	2,200
80808022 - 427100 TEMP AGENCY SERVICES	19,934	32,581	36,517	33,000	0
80808022 - 428000 PROFESSIONAL SERVICES	206,616	219,006	239,507	212,500	215,000
80808022 - 428800 RENTAL-COPY MACHINE	0	84	414	370	370
80808022 - 429900 CONTRACTUAL SERVICES	82,910	88,900	51,502	100,000	60,000
80808022 - 430200 PUBLICATIONS	262	262	0	0	0
80808022 - 430400 CLOTHING	0	0	0	1,500	1,500
80808022 - 430700 GENERAL SAFETY GEAR	358	398	370	500	500
80808022 - 430800 PERSONAL SAFETY GEAR	525	400	375	550	550
80808022 - 430900 CHEMICALS	0	1,468	0	1,300	1,300
80808022 - 431000 FUEL EXPENSE	22,234	16,223	13,920	15,145	19,441
80808022 - 431200 JANITORIAL SUPPLIES	978	771	869	900	900
80808022 - 431500 LICENSING SUPPLIES	1,531	1,647	1,712	1,900	1,900
80808022 - 431600 REGULATORY SUPPLIES	0	0	0	1,000	2,000

Fund Name	*Public Works Water Utility*	***Fund Number***	*80*

(Whole $)						
	Description	***2014 Actual***	***2015 Actual***	***2016 Actual***	***2017 Amended Budget***	***2018 Budget***
EXPENDITURES						
DIVISION: WATER LAKE SERVICES (802)						
	OPERATING EXPENSES					
80808022 - 432000	MATERIALS - BUILDINGS	153	421	108	900	1,000
80808022 - 432800	MATERIALS - EQUIPMENT	558	522	4,937	3,000	3,000
80808022 - 434000	MINOR EQUIP & TOOLS	765	990	1,265	1,300	1,500
80808022 - 434500	OFFICE SUPPLIES	418	360	435	400	400
80808022 - 435000	PHOTO & DRAFTING SUPPLIES	0	172	0	0	0
80808022 - 435700	EMPLOYEE RECOG SUPPLIES	0	0	106	120	120
80808022 - 436600	MATERIAL TO MAINT LAKE	1,590	1,179	3,984	7,500	6,500
80808022 - 438300	INV PURCHASE - GASOLINE	10,941	9,129	9,857	15,000	11,000
80808022 - 442300	RISK MANAGEMENT INSURANCE	36,792	40,140	39,252	39,252	86,952
80808022 - 442600	COLLISION DEDUCTIBLE	1,000	0	0	1,000	0
80808022 - 445911	RADIO COMMUNICATIONS	997	1,008	0	0	0
80808022 - 449900	SMALL CAPITAL ITEMS	542	718	215	750	1,500
80808022 - 452000	OTHER EQUIPMENT	0	13,198	15,096	8,000	38,000
	Total:	**$ 585,285**	**$ 623,015**	**$ 685,971**	**$ 648,994**	**$ 642,810**
	Division Total:	**$ 943,902**	**$ 1,021,248**	**$ 1,083,460**	**$ 1,081,626**	**$ 1,093,944**

Fund Name	*Public Works Water Utility*	***Fund Number***	*80*

(Whole $) ***Description***	***2014 Actual***	***2015 Actual***	***2016 Actual***	***2017 Amended Budget***	***2018 Budget***
EXPENDITURES					
DIVISION: WATER ADMINISTRATION (803)					
PERSONNEL SERVICES					
80808031 - 409000 SALARIES	252,215	294,538	291,073	298,499	217,868
80808031 - 410100 OVERTIME	451	1,305	59	0	1,000
80808031 - 410500 PENSION CONTRIBUTION	30,092	35,766	36,874	37,012	27,161
80808031 - 410700 FICA/MEDICARE	18,473	22,026	21,888	23,076	16,934
80808031 - 411100 LIFE INSURANCE	708	768	758	855	591
80808031 - 411200 MEDICAL INSURANCE	53,560	63,720	68,640	72,800	42,900
80808031 - 411220 VSP INSURANCE PREMIUMS	2,400	1,400	0	0	0
80808031 - 411500 SERVICE RECOGNITION	1,932	2,043	2,085	2,150	2,490
80808031 - 411600 EMPLOYEE RELOCATION	7,500	0	0	0	0
Total:	**$ 367,332**	**$ 421,566**	**$ 421,376**	**$ 434,392**	**$ 308,944**
OPERATING EXPENSES					
80808032 - 408899 MISC EXPENSE	0	100,000	-100,200	0	0
80808032 - 411300 TO EMPL BENEFETS-UNEMPLOYMENT	36	348	84	84	180
80808032 - 420100 ADVERTISING	9,137	1,182	510	500	100
80808032 - 420200 PRINTING AND BINDING	822	324	75	500	250
80808032 - 421700 SERV TO MAINT COMM EQUIP	0	2,148	3,640	1,004	2,904
80808032 - 423000 GENERAL FUND IT SERVICES	46,092	107,532	92,808	95,691	99,380
80808032 - 423300 TELEPHONE	1,041	1,139	1,649	1,200	800
80808032 - 424100 CONFERENCES & TRAVEL	6,323	3,477	3,586	6,000	3,000
80808032 - 424300 MOTOR VEHICLE EXPENSES	396	1,956	372	372	2,196
80808032 - 424500 POSTAGE	194	224	262	200	150
80808032 - 424700 COMPUTER SOFTWARE	299	19,999	6,215	0	6,900
80808032 - 425000 GENERAL FUND ADMIN FEE	673,692	723,348	743,244	692,136	813,204
80808032 - 427100 TEMP AGENCY SERVICES	14,248	372	0	0	0
80808032 - 427600 CAR WASHING FEES	0	0	75	25	0
80808032 - 428000 PROFESSIONAL SERVICES	24,553	0	56,936	58,644	78,327
80808032 - 428400 MEMBERSHIP FEES	506	784	405	700	300
80808032 - 428800 RENTAL-COPY MACHINE	0	582	2,017	1,440	1,440
80808032 - 429300 PAYMENT IN LIEU OF TAXES	625,908	763,709	1,031,420	1,481,517	1,756,044
80808032 - 430200 PUBLICATIONS	0	40	20	100	100
80808032 - 430800 PERSONAL SAFETY GEAR	0	125	0	0	0
80808032 - 431000 FUEL EXPENSE	592	224	310	337	461
80808032 - 434500 OFFICE SUPPLIES	1,597	341	1,416	650	450
80808032 - 435700 EMPLOYEE RECOG SUPPLIES	909	840	918	300	100
80808032 - 441504 GENERAL FUND PURCHASING	63,780	81,744	85,512	98,808	70,044
80808032 - 441505 GENERAL FUND PUBLIC WORKS	101,676	96,648	114,696	117,600	230,856
80808032 - 441506 GENERAL FUND HUMAN RES	46,920	36,000	37,044	37,440	37,152
80808032 - 441507 GENERAL FUND BLDG INSPECTIONS	100,056	193,956	190,500	191,256	189,000
80808032 - 442300 RISK MANAGEMENT INSURANCE	36,792	40,140	39,252	39,252	6,132
80808032 - 442600 COLLISION DEDUCTIBLE	763	0	0	0	0
80808032 - 443900 GENERAL FUND BILLING	607,116	651,828	677,532	746,676	0
80808032 - 445910 TRANSFER TO WATER CAPITAL	0	0	1,548,000	3,200,000	2,750,000
80808032 - 449200 TAX & INSURANCE PAYMENTS	9,817	15,857	16,879	17,000	17,500
80808032 - 449900 SMALL CAPITAL ITEMS	3,136	164	0	0	0
Total:	**$ 2,376,401**	**$ 2,845,030**	**$ 4,555,177**	**$ 6,789,432**	**$ 6,066,970**
Division Total:	**$ 2,743,733**	**$ 3,266,596**	**$ 4,976,553**	**$ 7,223,824**	**$ 6,375,914**

Fund Name	*Public Works Water Utility*	***Fund Number***	*80*

(Whole $)						
	Description	***2014 Actual***	***2015 Actual***	***2016 Actual***	***2017 Amended Budget***	***2018 Budget***
EXPENDITURES						
DIVISION: WATER SERVICES (804)						
	PERSONNEL SERVICES					
80808041 - 409000	SALARIES	929,140	1,034,478	1,064,695	1,173,301	1,067,608
80808041 - 410100	OVERTIME	41,787	46,964	48,270	48,000	50,000
80808041 - 410200	TEMPORARY SALARIES	224	0	0	0	0
80808041 - 410500	PENSION CONTRIBUTION	120,976	133,961	142,972	151,607	155,336
80808041 - 410700	FICA/MEDICARE	72,533	81,243	83,464	94,523	96,848
80808041 - 411100	LIFE INSURANCE	1,415	1,615	1,705	2,214	2,235
80808041 - 411200	MEDICAL INSURANCE	232,383	293,461	347,713	382,200	314,600
80808041 - 411500	SERVICE RECOGNITION	7,186	6,987	6,820	14,290	20,375
	Total:	**$ 1,405,644**	**$ 1,598,711**	**$ 1,695,638**	**$ 1,866,135**	**$ 1,707,002**
	OPERATING EXPENSES					
80808042 - 411300	TO EMPL BENEFETS-UNEMPLOYMENT	10,452	2,004	456	456	1,464
80808042 - 420200	PRINTING AND BINDING	757	0	25	0	0
80808042 - 420300	GRAPHIC REPRODUCTIONS	0	0	9	0	0
80808042 - 421700	SERV TO MAINT COMM EQUIP	1,598	7,752	12,371	12,242	12,242
80808042 - 423000	GENERAL FUND IT SERVICES	135,720	143,364	170,136	175,432	182,195
80808042 - 423100	ELECTRICITY	6,761	6,758	6,889	8,000	8,200
80808042 - 423200	NATURAL GAS	5,111	3,643	3,218	5,500	5,000
80808042 - 423300	TELEPHONE	5,204	5,089	5,601	6,200	6,000
80808042 - 423400	WATER	630	488	672	650	680
80808042 - 423900	BANKING SERVICES	250	0	0	250	250
80808042 - 424000	TRAINING SCHOOL EXPENSES	30	105	70	500	500
80808042 - 424100	CONFERENCES & TRAVEL	445	1,097	2,623	1,000	1,500
80808042 - 424300	MOTOR VEHICLE EXPENSES	139,572	170,424	290,040	290,040	229,920
80808042 - 424500	POSTAGE	1,359	3,282	890	1,800	15,000
80808042 - 424700	COMPUTER SOFTWARE	4,953	518	0	1,500	1,500
80808042 - 425200	EMERG WATERMAIN REPAIRS	42,935	22,459	10,551	30,000	30,000
80808042 - 425300	RECORDING FEES	-30	0	0	0	0
80808042 - 426400	LANDFILL SERVICES	1,165	0	0	0	0
80808042 - 427100	TEMP AGENCY SERVICES	190,429	135,009	21,797	0	0
80808042 - 428000	PROFESSIONAL SERVICES	153,170	138,740	158,716	150,000	192,000
80808042 - 428025	AMI EXPENSES	26,588	11,252	30,444	40,000	50,000
80808042 - 428050	CONTRACTED STREET REPAIRS	19,881	2,795	23,656	15,000	0
80808042 - 428400	MEMBERSHIP FEES	382	621	300	700	700
80808042 - 428800	RENTAL-COPY MACHINE	559	795	1,477	2,170	2,170
80808042 - 430200	PUBLICATIONS	618	262	262	0	0
80808042 - 430400	CLOTHING	0	0	0	100	100
80808042 - 430700	GENERAL SAFETY GEAR	1,024	572	591	800	800
80808042 - 430800	PERSONAL SAFETY GEAR	2,610	3,413	2,514	3,200	3,200
80808042 - 431000	FUEL EXPENSE	66,978	41,629	33,097	38,222	42,260
80808042 - 431200	JANITORIAL SUPPLIES	364	817	483	500	620
80808042 - 431900	MATERIAL - MAINT WATERMAIN	117,590	113,297	124,419	110,000	106,000
80808042 - 432200	MATERIAL - STREET CUTS	0	37,166	39,906	39,000	45,000
80808042 - 432800	MATERIALS - EQUIPMENT	876	1,569	861	1,000	3,200
80808042 - 433400	MATERIAL - WATER METERS	71,306	54,732	11,980	25,000	30,000
80808042 - 434000	MINOR EQUIP & TOOLS	7,605	5,944	3,318	3,500	5,100
80808042 - 434500	OFFICE SUPPLIES	2,632	2,423	1,232	1,340	1,200

Fund Name	*Public Works Water Utility*	***Fund Number***	*80*

(Whole $) ***Description***	***2014 Actual***	***2015 Actual***	***2016 Actual***	***2017 Amended Budget***	***2018 Budget***
EXPENDITURES					
DIVISION: WATER SERVICES (804)					
OPERATING EXPENSES					
80808042 - 435700 EMPLOYEE RECOG SUPPLIES	217	395	120	400	450
80808042 - 436000 TRAFFIC CONTROL SUPPLIES	504	2,584	1,985	1,500	2,000
80808042 - 441600 REIMBURSE GEN FUND STREET CUTS	371,442	259,192	233,934	233,000	342,000
80808042 - 442300 RISK MANAGEMENT INSURANCE	202,440	220,776	225,684	225,684	326,532
80808042 - 442600 COLLISION DEDUCTIBLE	0	0	458	1,000	0
80808042 - 449900 SMALL CAPITAL ITEMS	2,212	4,305	600	2,000	9,800
80808042 - 455200 VEHICLE LEASE PAYMENT	11,118	12,443	12,443	12,443	12,443
Total:	**$ 1,607,458**	**$ 1,417,713**	**$ 1,433,827**	**$ 1,440,129**	**$ 1,670,026**
Division Total:	**$ 3,013,102**	**$ 3,016,423**	**$ 3,129,465**	**$ 3,306,264**	**$ 3,377,028**

Fund Name	*Public Works Utility Customer Services*	***Fund Number***	*80*

(Whole $)						
	Description	***2014 Actual***	***2015 Actual***	***2016 Actual***	***2017 Amended Budget***	***2018 Budget***
EXPENDITURES						
DIVISION: UTILITY CUSTOMER SERVICE (805)						
	PERSONNEL SERVICES					
		0	0	0	0	316,450
80808051 - 409000	SALARIES	0	0	0	0	6,000
80808051 - 410100	OVERTIME	0	0	0	0	40,231
80808051 - 410500	PENSION CONTRIBUTION	0	0	0	0	25,083
80808051 - 410700	FICA/MEDICARE	0	0	0	0	630
80808051 - 411100	LIFE INSURANCE	0	0	0	0	100,100
80808051 - 411200	MEDICAL INSURANCE	0	0	0	0	5,430
80808051 - 411500	SERVICE RECOGNITION	**$ 0**	**$ 0**	**$ 0**	**$ 0**	**$ 493,924**
	Total:					
	OPERATING EXPENSES					
80808052 - 411300	TO EMPL BENEFETS-UNEMPLOYMENT	0	0	0	0	432
80808052 - 420100	ADVERTISING	0	0	0	0	3,000
80808052 - 420200	PRINTING AND BINDING	0	0	0	0	3,000
80808052 - 423000	GENERAL FUND IT SERVICES	0	0	0	0	113,052
80808052 - 423300	TELEPHONE	0	0	0	0	1,200
80808052 - 423900	BANKING SERVICES	0	0	0	0	144,000
80808052 - 424000	TRAINING SCHOOL EXPENSES	0	0	0	0	2,500
80808052 - 424100	CONFERENCES & TRAVEL	0	0	0	0	2,000
80808052 - 424500	POSTAGE	0	0	0	0	240,000
80808052 - 424700	COMPUTER SOFTWARE	0	0	0	0	48,000
80808052 - 427100	TEMPORARY AGENCY FEES	0	0	0	0	20,000
80808052 - 428800	RENTAL-COPY MACHINE	0	0	0	0	3,800
80808052 - 434500	OFFICE SUPPLIES	0	0	0	0	13,500
80808052 - 435700	EMPLOYEE RECOG SUPPLIES	0	0	0	0	600
80808052 - 436500	COMPUTER FORMS/SUPPLIES	0	0	0	0	12,000
80808052 - 441504	GENERAL FUND PURCHASING	0	0	0	0	6,060
80808052 - 441506	GENERAL FUND HUMAN RES	0	0	0	0	5,784
80808052 - 442300	RISK MANAGEMENT INSURANCE	0	0	0	0	23,316
80808052 - 449900	SMALL CAPITAL ITEMS	0	0	0	0	2,500
	Total:	**$ 0**	**$ 0**	**$ 0**	**$ 0**	**$ 644,744**
	Division Total:	**$ 0**	**$ 0**	**$ 0**	**$ 0**	**$ 1,138,668**

Fund Name	*Public Works Water Utility*	***Fund Number***	*80*

(Whole $) Description		2014 Actual	2015 Actual	2016 Actual	2017 Amended Budget	2018 Budget
EXPENDITURES						
DIVISION: WATER DEBT SERV-GO BONDS (808)						
	OPERATING EXPENSES					
80808082 - 440900	PRINCIPAL PAYMENTS	0	0	4,022,120	5,278,990	5,640,000
80808082 - 440900	INTEREST PAYMENTS	0	0	3,656,903	3,531,241	5,084,893
80808082 - 441100	FISCAL FEES	0	0	2,600	2,000	2,000
80808082 - 444100	DEBT SERVICE FUNDING	5,302,600	6,807,162	0	0	0
	Division Total:	$ 5,302,600	$ 6,807,162	$ 7,681,623	$ 8,812,231	$ 10,726,893
DIVISION: WATER DEBT-NITRATE FACILITY (809)						
	OPERATING EXPENSES					
80808092 - 440900	PRINCIPAL PAYMENTS	384,553	395,805	407,387	419,307	431,577
80808092 - 441000	INTEREST PAYMENT	99,805	88,553	76,971	65,051	52,781
	Division Total:	$ 484,358	$ 484,358	$ 484,358	$ 484,358	$ 484,358
DIVISION: WATER DS-SWTP MAIN&FRANKLN TNK						
	OPERATING EXPENSES					
808080B2 - 440900	PRINCIPAL PAYMENTS	345,105	361,681	361,681	361,681	361,681
	Division Total:	$ 345,105	$ 361,681	$ 361,681	$ 361,681	$ 361,681
DIVISION: WATER DS-ENERGY PROJECT						
	OPERATING EXPENSES					
808080C2 - 425400	FISCAL AGENT FEES	0	500	500	0	0
808080C2 - 440900	PRINCIPAL PAYMENTS	147,432	610,881	611,790	621,791	781,762
808080C2 - 441000	INTEREST PAYMENT	597,270	584,369	535,250	505,841	481,766
	Division Total:	$ 744,703	$ 1,195,750	$ 1,147,540	$ 1,127,632	$ 1,263,528
	Fund Expense Total:	$ 17,947,532	$ 21,058,797	$ 23,993,723	$ 27,624,056	$ 29,990,011
	Surplus / (Deficit)	$ 2,547,732	$ 4,965,269	$ 8,111,638	$ 988,108	$ 121,981
	Beginning Cash Balance	$ 580,999	$ 2,935,071	$ 7,843,451	$ 6,067,957	$ 4,000,000
	Balance Sheet Adjustments	$ (193,660)	$ (56,888)	$ (9,887,132)	$ (3,056,065)	
	Ending Cash Balance	$ 2,935,071	$ 7,843,451	$ 6,067,957	$ 4,000,000	$ 4,121,981

Authorized Headcount Staffing	2014 Budget	2015 Budget	2016 Budget	2017 Budget	2018 Budget
Management Staff					
Management Staff FTE's	8	9	9	9	9
Bargaining Staff					
AFSCME	37	37	37	37	43
Police	-	-	-	-	-
Fire	-	-	-	-	-
Bargaining Staff FTE's	37	37	37	37	43
Total Authorized Headcount	45	46	46	46	52

Fund Name	*Public Works Water Capital*	***Fund Number***	*81*
Fund Description & Purpose	*Accounts for financial resources used for capital investment in the City water system.*		

	(Whole $) Description	2014 Actual	2015 Actual	2016 Actual	2017 Amended Budget	2018 Budget
REVENUE						
	INTERGOV REVENUES					
8180810 - 302107	STATE GRANTS OR OTHER	221,489	0	0	0	0
	INVESTMENTS					
8180810 - 307101	INTEREST INCOME	804	1,645	1,007	3,000	6,000
8180810 - 307141	INVESTEMENT INCOME	0	87	2,858	0	0
	Total:	**$ 804**	**$ 1,732**	**$ 3,866**	**$ 3,000**	**$ 6,000**
	OTHER INCOME					
8180810 - 308802	SALE OF CITY PROPERTY	1,500	0	0	0	0
8180810 - 308812	ADM COST SHARE	569,568	319,482	1,000,000	1,000,000	1,000,000
8180810 - 308890	REIMBURSEMENT OF EXPENSE	11,924	0	0	0	0
8180810 - 309903	IEPA LOAN	77,714	0	0	0	0
	Total:	**$ 660,706**	**$ 319,482**	**$ 1,000,000**	**$ 1,000,000**	**$ 1,000,000**
	TRANSFERS FROM					
8180810 - 306703	TRANSFER FR WATER	0	0	1,548,000	3,200,000	2,750,000
	Fund Revenue Total:	**$ 882,998**	**$ 321,214**	**$ 2,551,866**	**$ 4,203,000**	**$ 3,756,000**

Fund Name	*Public Works Water Capital*	***Fund Number***	*81*

(Whole $) ***Description***	***2014 Actual***	***2015 Actual***	***2016 Actual***	***2017 Amended Budget***	***2018 Budget***
EXPENDITURES					
DIVISION: WATER NON LAKE CAPITAL (811)					
OPERATING EXPENSES					
81808112 - 423700 ARCH & ENGINEERING SERVICES	108,371	1,629	0	10,000	300,000
WATER CAPITAL PROJECTS					
81808118 - 428000 PROFESSIONAL SERVICES	0	0	0	266,000	238,000
81808118 - 451000 AUTOMOTIVE EQUIPMENT	0	0	0	188,236	0
81808118 - 452000 OTHER EQUIPMENT	38,122	359,996	7,979	102,694	0
81808118 - 470800 ENERGY CONSERVATION PROJECT	5,400,000	0	1,168,697	0	0
81808118 - 486300 WATER DIST SYSTM LEAK DET SURV	27,271	28,083	32,095	35,000	34,000
81808118 - 486900 WILLIAM ST PUMP STATION	0	41	493,744	0	0
81808118 - 488800 WATER MAIN REPLACEMENTS	268,540	944,586	1,018,733	2,337,984	2,600,000
81808118 - 497000 WATER SYSTEM IMPROVEMENTS	0	0	0	0	200,000
81808118 - 497500 SWTP WATER MAIN EXT	117,441	0	0	0	0
81808118 - 499200 SWTP IMPROVEMENTS	42,697	60,299	519,131	1,006,057	1,628,000
Total:	**$ 5,894,072**	**$ 1,393,006**	**$ 3,240,379**	**$ 3,935,971**	**$ 4,700,000**
Division Total:	**$ 6,002,443**	**$ 1,394,635**	**$ 3,240,379**	**$ 3,945,971**	**$ 5,000,000**
DIVISION: WATER LAKE CAPITAL (812)					
OPERATING EXPENSES					
81808122 - 423700 ARCH & ENGINEERING SERVICES	10,915	9,276	94,396	13,025	10,000
WATER CAPITAL PROJECTS					
81808128 - 452000 OTHER EQUIPMENT	0	0	159,400	0	0
81808128 - 485000 STORM WATER IMPROVEMENTS	0	201,065	100,533	118,403	30,000
81808128 - 485600 EPA NONPOINT SOURCE	0	19,841	0	25,000	25,000
81808128 - 485660 LAKEFRONT DEVELOPMENT	104,148	145,774	506	0	412,000
81808128 - 486200 SEDIMENT CONTROL	263,485	3,540	0	35,000	35,000
81808128 - 488900 ADDITIONAL WATER SUPPLY	207,441	0	0	0	250,000
Total:	**$ 575,074**	**$ 370,220**	**$ 260,438**	**$ 178,403**	**$ 752,000**
Division Total:	**$ 585,989**	**$ 379,496**	**$ 354,834**	**$ 191,428**	**$ 762,000**
Fund Expense Total:	**$ 6,588,431**	**$ 1,774,131**	**$ 3,595,213**	**$ 4,137,399**	**$ 5,762,000**
Surplus / (Deficit)	**$ (5,705,433)**	**$ (1,452,917)**	**$ (1,043,347)**	**$ 65,601**	**$ (2,006,000)**
Beginning Cash Balance	**$ 9,473,709**	**$ 3,768,276**	**$ 2,315,359**	**$ 1,272,012**	**$ 4,696,056**
Balance Sheet Adjustments				**$ 3,358,443**	
Ending Cash Balance	**$ 3,768,276**	**$ 2,315,359**	**$ 1,272,012**	**$ 4,696,056**	**$ 2,690,056**

Fund Name	*DCDF*	***Fund Number***	*82*
Fund Description & Purpose	*Accounts for the not-for-profit corporation which finances and subsidizes housing rehabilitation activities in the City.*		

	(Whole $) Description	*2014 Actual*	*2015 Actual*	*2016 Actual*	*2017 Amended Budget*	*2018 Budget*
REVENUE						
	INTERGOV REVENUES					
8243820 - 302107	STATE GRANTS OR OTHER	0	22,393	0	0	0
	INVESTMENTS					
8245820 - 307101	INTEREST INCOME	66	55	50	0	0
	OTHER INCOME					
8245820 - 308802	SALE OF CITY PROPERTY	0	0	0	0	0
8245820 - 309992	LOAN REPAYMENT	43,139	41,217	30,305	36,000	20,000
	Total:	**$ 43,139**	**$ 41,217**	**$ 30,305**	**$ 36,000**	**$ 20,000**
	Fund Revenue Total:	**$ 43,206**	**$ 63,665**	**$ 30,355**	**$ 36,000**	**$ 20,000**
EXPENDITURES						
DIVISION: DCDF (820)						
	OPERATING EXPENSES					
82458202 - 424500	POSTAGE	125	108	24	100	50
82458202 - 424600	LEGAL SERVICES	0	10	0	1,500	1,500
82458202 - 424800	DEMOLITION EXPENSES	9,906	90,094	0	0	0
82458202 - 425300	RECORDING FEES	10	10	20	150	150
82458202 - 429900	CONTRACTUAL SERVICES	2,450	4,624	6,110	6,500	6,500
82458202 - 434500	OFFICE SUPPLIES	0	0	0	50	50
82458202 - 448100	CDBG PROGRAM INCOME	708	4,084	488	700	700
82458202 - 449200	TAX & INSURANCE PAYMENTS	6,816	9,388	11,442	9,500	7,500
82458202 - 470100	HOME PURCHASE PROGRAM	0	0	350	101,173	119,150
	Total:	**$ 20,014**	**$ 108,318**	**$ 18,434**	**$ 119,673**	**$ 135,600**
	Fund Expense Total:	**$ 20,014**	**$ 108,318**	**$ 18,434**	**$ 119,673**	**$ 135,600**
	Surplus / (Deficit)	**$ 23,191**	**$ (44,653)**	**$ 11,921**	**$ (83,673)**	**$ (115,600)**
	Beginning Cash Balance	**$ 117,185**	**$ 140,376**	**$ 95,723**	**$ 107,644**	**$ 123,000**
	Balance Sheet Adjustments				**$ 99,029**	
	Ending Cash Balance	**$ 140,376**	**$ 95,723**	**$ 107,644**	**$ 123,000**	**$ 7,400**

Fund Name	*Neighborhood Improvements*	***Fund Number***	*83*

Fund Description & Purpose

Accounts for neighborhood improvement activities and programs administrated by the Neighborhood Services Division of Development Services.

(Whole $)						
	Description	***2014 Actual***	***2015 Actual***	***2016 Actual***	***2017 Amended Budget***	***2018 Budget***
REVENUE						
	INVESTMENTS					
8340830 - 307101	INTEREST INCOME	26	25	16	100	100
8340830 - 307141	INVESTMENT INCOME	0	5	113	0	0
	Total:	**$ 26**	**$ 29**	**$ 129**	**$ 100**	**$ 100**
	Fund Revenue Total:	**$ 26**	**$ 29**	**$ 129**	**$ 100**	**$ 100**
EXPENDITURES						
DIVISION: NEIGHBORHOOD IMPROVEMENTS (830						
	OPERATING EXPENSES					
83408302 - 448502	NEIGHBORHOOD SAFETY & CLEANUP	0	5,064	7,407	45,475	19,616
83408302 - 474005	NEIGHBORHOOD ACTIVITIES	1,903	903	8,813	5,000	762
	Total:	**$ 1,903**	**$ 5,967**	**$ 16,220**	**$ 50,475**	**$ 20,378**
	Fund Expense Total:	**$ 1,903**	**$ 5,967**	**$ 16,220**	**$ 50,475**	**$ 20,378**
	Surplus / (Deficit)	**$ (1,877)**	**$ (5,938)**	**$ (16,091)**	**$ (50,375)**	**$ (20,278)**
	Beginning Cash Balance	**$ 75,188**	**$ 73,312**	**$ 67,374**	**$ 51,283**	**$ 35,000**
	Balance Sheet Adjustments				**$ 34,092**	
	Ending Cash Balance	**$ 73,312**	**$ 67,374**	**$ 51,283**	**$ 35,000**	**$ 14,722**

Fund Name	*Community Revitalization*	***Fund Number***	*84*

Fund Description & Purpose

Account for the revenues derived from liquor and video gaming licensing for the purpose to defray the expense of Community Revitalization investment, including property demolition, land banking, and other property recovery programs.

	(Whole $) Description	*2014 Actual*	*2015 Actual*	*2016 Actual*	*2017 Amended Budget*	*2018 Budget*
REVENUE						
	INVESTMENTS					
8445840 - 307101	INTEREST INCOME	0	0	0	0	0
	OTHER INCOME					
8445840 - 306700	TRANSFER FROM OTHER FUNDS	0	0	0	0	300,000
	PERMITS AND LICENSES					
8445840 - 304304	LIQUOR LICENSES	0	0	0	0	0
8445840 - 304307	AMUSEMENT DEVISE LICENSE	0	0	0	0	0
	Total:	$ 0	$ 0	$ 0	$ 0	$ 0
	Fund Revenue Total:	$ 0	$ 0	$ 0	$ 0	$ 300,000
EXPENDITURES						
DIVISION: COMMUNITY REVITALIZATION (840)						
	OPERATING EXPENSES					
84458402 - 424800	DEMOLITION EXPENSES	0	0	0	0	300,000
84458402 - 428000	PROFESSIONAL SERVICES	0	0	0	0	0
84458402 - 491250	RESIDENTIAL REHAB	0	0	0	0	0
	Total:	$ 0	$ 0	$ 0	$ 0	$ 300,000
	CAPITAL ASSETS					
84458405 - 450100	LAND ACQUISITION	0	0	0	0	0
	Total:	$ 0	$ 0	$ 0	$ 0	$ 0
	Fund Expense Total:	$ 0	$ 0	$ 0	$ 0	$ 300,000
	Surplus / (Deficit)	$ 0	$ 0	$ 0	$ 0	$ 0
	Beginning Cash Balance	$ -	$ 0	$ 0	$ 0	$ 0
	Balance Sheet Adjustments					
	Ending Cash Balance	$ 0	$ 0	$ 0	$ 0	$ 0

Fund Name	*Grants*	***Fund Number***	*85*

Fund Description & Purpose

Accounts for the cash receipts and expenditures incurred for grant monies received from the federal government.

(Whole $)						
	Description	***2014 Actual***	***2015 Actual***	***2016 Actual***	***2017 Amended Budget***	***2018 Budget***
REVENUE						
	INTERGOV REVENUES					
8543850 - 302107	STATE GRANTS OR OTHER	138,820	0	0	0	0
8543850 - 302118	USEPA HAZARDOUS SUBSTANCES	87,382	76,587	132	0	0
8543850 - 302119	USEPA PETROLEUM PRODUCTS	91,544	14,967	0	0	0
	Total:	**$ 317,746**	**$ 91,554**	**$ 132**	**$ 0**	**$ 0**
	OTHER INCOME					
8543850 - 308807	DEMOLITION PAYMENTS	0	0	1,600	0	0
	Fund Revenue Total:	**$ 317,746**	**$ 91,554**	**$ 1,732**	**$ 0**	**$ 0**
EXPENDITURES						
DIVISION: MISC GRANTS (850)						
	OPERATING EXPENSES					
85438502 - 423904	MISCELLANEOUS GRANT EXP	63,820	68,046	6,000	4,000	0
	Division Total:	**$ 63,820**	**$ 68,046**	**$ 6,000**	**$ 4,000**	**$ 0**
DIVISION: USEPA HAZARDOUS SUBSTANCES (854)						
	OPERATING EXPENSES					
85438542 - 429900	CONTRACTUAL SERVICES	87,382	76,587	132	0	0
	Division Total:	**$ 87,382**	**$ 76,587**	**$ 132**	**$ 0**	**$ 0**
DIVISION: USEPA PETROLEUM PRODUCTS (855)						
	OPERATING EXPENSES					
85438552 - 429900	CONTRACTUAL SERVICES	91,544	14,967.17	0	0	0
	Division Total:	**$ 91,544**	**$ 14,967**	**$ 0**	**$ 0**	**$ 0**
	Fund Expense Total:	**$ 242,746**	**$ 159,600**	**$ 6,132**	**$ 4,000**	**$ 0**
	Surplus / (Deficit)	**$ 75,000**	**$ (68,046)**	**$ (4,400)**	**$ (4,000)**	**$ 0**
	Beginning Cash Balance	**$ -**	**$ 75,000**	**$ 6,954**	**$ 2,554**	**$ 0**
	Balance Sheet Adjustments				**$ 1,446**	
	Ending Cash Balance	**$ 75,000**	**$ 6,954**	**$ 2,554**	**$ 0**	**$ 0**

City of Decatur, Illinois
2018 Budget
Fund Statement of Activity

Fund Name	*Public Works Water Debt Service*	***Fund Number***	*86*
Fund Description & Purpose	*Debt service reserve fund for Water Utility debt service payments.*		

(Whole $) ***Description***	***2014 Actual***	***2015 Actual***	***2016 Actual***	***2017 Amended Budget***	***2018 Budget***
REVENUE					
Fund Revenue Total:	$ 0	$ 0	$ 0	$ 0	$ 0
EXPENDITURES					
Fund Expense Total:	$ 0	$ 0	$ 0	$ 0	$ 0
Surplus / (Deficit)	$ 0	$ 0	$ 0	$ 0	$ 0
Beginning Cash Balance	$ -	$ 0	$ 0	$ 9,700,000	$ 11,500,000
Balance Sheet Adjustments				$ 1,800,000	
Ending Cash Balance	$ 0	$ 0	$ 0	$ 11,500,000	$ 11,500,000

Fund Name	*Recycling Program Operations*	***Fund Number***	*88*

Fund Description & Purpose

Accounts for the operating of the City wide residential recycling program.

	(Whole $) Description	2014 Actual	2015 Actual	2016 Actual	2017 Amended Budget	2018 Budget
REVENUE						
	CHARGES FOR SERVICE					
8845880 - 303700	RECYCLING FEES	688,218	698,743	693,981	681,800	697,500
	INVESTMENTS					
8845880 - 307101	INTEREST INCOME	19	35	27	0	0
8845880 - 307141	INVESTMENT INCOME	0	4	214	0	500
	Total:	**$ 19**	**$ 40**	**$ 241**	**$ 0**	**$ 500**
	OTHER INCOME					
8845880 - 308806	SALE OF RECYCLING BINS	0	108	162	0	0
	Fund Revenue Total:	**$ 688,237**	**$ 698,891**	**$ 694,385**	**$ 681,800**	**$ 698,000**
EXPENDITURES						
DIVISION: RECYCLING (880)						
	OPERATING EXPENSES					
88458802 - 425000	GENERAL FUND ADMIN FEE	17,052	16,884	16,392	16,464	18,060
88458802 - 428000	PROFESSIONAL SERVICES	0	214	230	0	0
88458802 - 429910	RECYCLING FEES	536,472	534,844	564,548	598,500	595,559
88458802 - 430000	RECYCLING BINS	55,796	21,028	27,375	21,000	20,000
88458802 - 430100	DELIVERY OF RECYCLING BINS	4,012	3,892	4,583	3,000	2,700
88458802 - 441504	GENERAL FUND PURCHASING	3,060	7,116	4,812	6,060	8,820
88458802 - 443900	REIMBURSE UCS BILLING	19,068	20,448	19,236	19,212	16,356
	Total:	**$ 635,460**	**$ 604,426**	**$ 637,176**	**$ 664,236**	**$ 661,495**
	Fund Expense Total:	**$ 635,460**	**$ 604,426**	**$ 637,176**	**$ 664,236**	**$ 661,495**
	Surplus / (Deficit)	**$ 52,777**	**$ 94,466**	**$ 57,209**	**$ 17,564**	**$ 36,505**
	Beginning Cash Balance	**$ 68,246**	**$ 71,020**	**$ 65,479**	**$ 22,449**	**$ 51,795**
	Balance Sheet Adjustments	**$ (50,003)**	**$ (100,006)**	**$ (100,239)**	**$ 11,782**	
	Ending Cash Balance	**$ 71,020**	**$ 65,479**	**$ 22,449**	**$ 51,795**	**$ 88,300**

Note(s)

1 *Recycling Fund borrowed $500,000 from the Water Fund in fiscal 2012 to finance acquisition of Recycling Bins*
2 *A balance of $100,000 remains due and outstanding to the Water Fund as of December 31, 2016*
3 *Recycling Fund will repay the Water Fund balance of $100,000 in fiscal 2017 if sufficient funds are available*

City of Decatur, Illinois
2018 Budget
Fund Statement of Activity

Fund Name	*Public Works Water Construction Bond*	***Fund Number***	*89*

Fund Description & Purpose

Accounts for capital improvements that are financed by the proceeds from the issuance of Bonds.

(Whole $)						
	Description	***2014 Actual***	***2015 Actual***	***2016 Actual***	***2017 Amended Budget***	***2018 Budget***
REVENUE						
	OTHER INCOME					
8943890 - 307101	INTEREST INCOME	5,517	4,947	1,151	10,000	23,500
8943890 - 307141	INVESTMENT INCOME	0	1,578	55,739	0	0
8943890 - 307341	GAIN/LOSS ON INVESTMENTS	0	-4,227	-14,406	0	0
8943890 - 309900	BOND OR NOTE PROCEEDS	25,202,123	24,378,300	24,347,097	0	19,000,000
	Total:	**$ 25,207,640**	**$ 24,380,598**	**$ 24,389,581**	**$ 10,000**	**$ 19,023,500**
	Fund Revenue Total:	**$ 25,207,640**	**$ 24,380,598**	**$ 24,389,581**	**$ 10,000**	**$ 19,023,500**
EXPENDITURES						
DIVISION: WATER BONDS (890)						
	OPERATING EXPENSES					
89438902 - 447200	BOND ISSUANCE COSTS	312,595	375,785	343,295	0	295,000
89438902 - 485900	DREDGING	10,693,864	20,809,258	18,463,772	25,000,000	20,000,000
89438902 - 489070	STREETS	187,655	0	0	0	0
	Total:	**$ 11,194,114**	**$ 21,185,043**	**$ 18,807,067**	**$ 25,000,000**	**$ 20,295,000**
	Fund Expense Total:	**$ 11,194,114**	**$ 21,185,043**	**$ 18,807,067**	**$ 25,000,000**	**$ 20,295,000**
	Surplus / (Deficit)	**$ 14,013,526**	**$ 3,195,554**	**$ 5,582,514**	**$ (24,990,000)**	**$ (1,271,500)**
	Beginning Cash Balance	**$ -**	**$ 14,013,526**	**$ 17,209,080**	**$ 22,791,595**	**$ 4,856,841**
	Balance Sheet Adjustments				**$ 7,055,246**	
	Ending Cash Balance	**$ 14,013,526**	**$ 17,209,080**	**$ 22,791,595**	**$ 4,856,841**	**$ 3,585,341**

Fund Name	*Fire Pension*	***Fund Number***	*90*

Fund Description & Purpose

This fiducuary fund is used to account for assets held by the City in a trustee capacity on behalf of the City of Decatur Firefighter Pension Fund. This fund accounts for activities as prescribed by the statutes of the State of Illinois.

	(Whole $) Description	2014 Actual	2015 Actual	2016 Actual	2017 Amended Budget	2018 Budget
REVENUE						
	INVESTMENTS					
9047900 - 307101	INTEREST INCOME	732,538	695,082	690,888	2,700,000	0
9047900 - 307136	STOCK INCOME	795,460	812,494	898,794	0	0
9047900 - 307141	INVESTMENT INCOME	0	0	0	0	3,500,000
9047900 - 307301	INVESTMENT TRADES	2,438,535	2,450,941	3,207,233	0	0
	Total:	**$ 3,966,533**	**$ 3,958,517**	**$ 4,796,915**	**$ 2,700,000**	**$ 3,500,000**
	OTHER INCOME					
9047900 - 308899	MISCELLANEOUS INCOME	0	2,601	0	0	0
	PAYROLL TRANSFERS					
9047900 - 306600	PAYROLL DEDUCTIONS	809,470	845,127	833,972	870,000	901,000
	TRANSFERS FROM					
9047900 - 306702	GENERAL FUND PENSION CONTR	4,232,824	4,265,438	5,023,785	5,187,654	5,560,294
	Fund Revenue Total:	**$ 9,008,827**	**$ 9,071,682**	**$ 10,654,671**	**$ 8,757,654**	**$ 9,961,294**
EXPENDITURES						
DIVISION: FIRE PENSION (900)						
	OPERATING EXPENSES					
90479002 - 408899	MISC EXPENSE	0	339	-415	0	0
90479002 - 423801	ACCOUNTING SERVICES EXTERNAL	25,617	26,715	32,837	30,000	30,000
90479002 - 424100	CONFERENCES & TRAVEL	1,926	1,242	1,093	3,000	3,000
90479002 - 424500	POSTAGE	2,508	824	899	1,000	900
90479002 - 424600	LEGAL SERVICES	1,600	1,600	8,091	9,000	6,000
90479002 - 425000	GENERAL FUND ADMIN FEE	20,652	22,392	24,732	24,492	24,492
90479002 - 425300	RECORDING FEES	8,000	8,000	8,000	80,000	8,000
90479002 - 425400	FISCAL AGENT FEES	120,436	128,873	133,187	120,000	144,000
90479002 - 426200	INVESTMENT FEES	-542	274	0	0	0
90479002 - 426600	PHYSICAL EXAM FEES	1,400	5,240	11,458	10,000	6,000
90479002 - 443500	PENSION PAYMENTS	6,705,757	7,030,555	7,339,489	7,410,000	8,136,000
90479002 - 447000	REFUND OF PENSIONS	37,787	0	0	50,000	50,000
90479002 - 447600	SECRETARY EXPENSES	4,800	4,800	4,800	4,800	4,800
	Total:	**$ 6,929,940**	**$ 7,230,854**	**$ 7,564,171**	**$ 7,742,292**	**$ 8,413,192**
	Fund Expense Total:	**$ 6,929,940**	**$ 7,230,854**	**$ 7,564,171**	**$ 7,742,292**	**$ 8,413,192**
	Surplus / (Deficit)	**$ 2,078,887**	**$ 1,840,828**	**$ 3,090,500**	**$ 1,015,362**	**$ 1,548,102**
	Beginning Cash Balance	**$ 58,928,435**	**$ 61,007,322**	**$ 62,848,150**	**$ 65,938,650**	**$ 68,336,889**
	Balance Sheet Adjustments				**$ 1,382,877**	
	Ending Cash Balance	**$ 61,007,322**	**$ 62,848,150**	**$ 65,938,650**	**$ 68,336,889**	**$ 69,884,991**

Fund Name	*Police Pension*	***Fund Number***	*91*

Fund Description & Purpose

This fiducuary fund is used to account for assets held by the City in a trustee capacity on behalf of the City of Decatur Police Pension Fund. This fund accounts for activities as prescribed by the statutes of the State of Illinois.

	(Whole $) Description	2014 Actual	2015 Actual	2016 Actual	2017 Amended Budget	2018 Budget
REVENUE						
	INVESTMENTS					
9146910 - 307101	INTEREST INCOME	1,414,173	1,112,201	1,060,920	3,000,000	0
9146910 - 307135	OTHER INCOME-BOND FUND	0	0	13,007	0	0
9146910 - 307136	STOCK INCOME	368,025	3,335,186	2,699,322	0	0
9146910 - 307141	INVESTMENT INCOME	0	0	0	0	6,100,000
9146910 - 307301	INVESTMENT TRADES	3,808,655	4,567,735	1,216,191	0	0
	Total:	**$ 5,590,853**	**$ 9,015,123**	**$ 4,989,440**	**$ 3,000,000**	**$ 6,100,000**
	OTHER INCOME					
9146910 - 308899	MISCELLANEOUS INCOME	1,967	545	3,953	0	0
	PAYROLL TRANSFERS					
9146910 - 306600	PAYROLL DEDUCTIONS	1,186,684	1,240,308	1,251,329	1,320,000	1,466,000
	TRANSFERS FROM					
9146910 - 306702	GENERAL FUND PENSION CONTR	4,277,221	4,229,151	4,213,121	4,479,129	4,673,078
	Fund Revenue Total:	**$ 11,056,725**	**$ 14,485,127**	**$ 10,457,843**	**$ 8,799,129**	**$ 12,239,078**
EXPENDITURES						
DIVISION: POLICE PENSION (910)						
	OPERATING EXPENSES					
91469102 - 408899	MISC EXPENSE	0	0	633	0	0
91469102 - 423801	ACCOUNTING SERVICES EXTERNAL	22,418	26,794	26,564	30,000	30,000
91469102 - 424100	CONFERENCE & TRAVEL	0	0	0	0	1,000
91469102 - 424500	POSTAGE	836	822	970	1,000	1,000
91469102 - 424600	LEGAL SERVICES	11,130	17,874	24,574	27,000	36,000
91469102 - 425000	GENERAL FUND ADMIN FEE	21,828	22,056	24,168	25,908	26,940
91469102 - 425300	RECORDING FEES	8,000	8,000	8,000	8,000	8,000
91469102 - 425400	FISCAL AGENT FEES	192,202	179,944	248,539	216,000	240,000
91469102 - 426201	OTHER INVESTMENT EXPENSE	0	0	322	0	0
91469102 - 426600	PHYSICAL EXAM FEES	0	0	0	0	3,000
91469102 - 428400	MEMBERSHIP FEES	775	795	0	775	800
91469102 - 442301	FIDICIARY INSURANCE	0	0	9,391	9,400	10,000
91469102 - 443500	PENSION PAYMENTS	6,082,154	6,701,029	7,056,065	7,282,000	7,940,000
91469102 - 447000	REFUND OF PENSIONS	20,784	123,694	4,983	10,000	50,000
91469102 - 447600	SECRETARY EXPENSES	0	0	6,000	6,000	6,000
	Total:	**$ 6,360,127**	**$ 7,081,008**	**$ 7,410,209**	**$ 7,616,083**	**$ 8,352,740**
	Fund Expense Total:	**$ 6,360,127**	**$ 7,081,008**	**$ 7,410,209**	**$ 7,616,083**	**$ 8,352,740**
	Surplus / (Deficit)	**$ 4,696,598**	**$ 7,404,118**	**$ 3,047,634**	**$ 1,183,046**	**$ 3,886,338**
	Beginning Cash Balance	**$ 73,016,651**	**$ 77,713,249**	**$ 85,117,367**	**$ 88,165,002**	**$ 90,864,820**
	Balance Sheet Adjustments				**$ 1,516,772**	
	Ending Cash Balance	**$ 77,713,249**	**$ 85,117,367**	**$ 88,165,002**	**$ 90,864,820**	**$ 94,751,158**